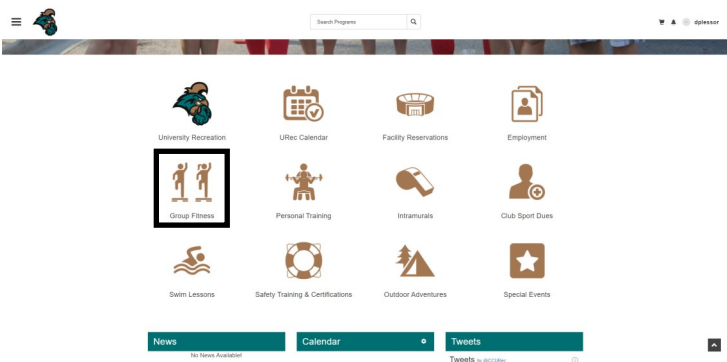
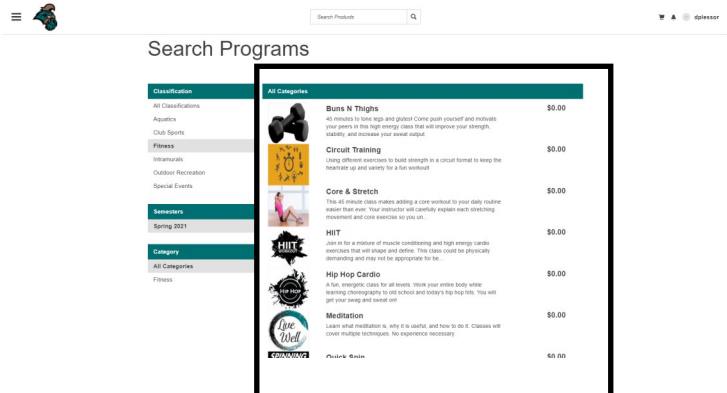


How-to: Register for Group Fitness Classes

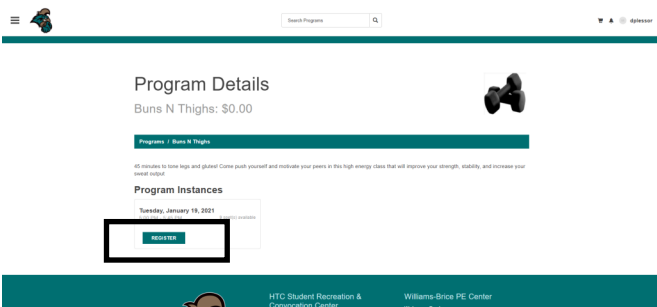
1.) Once logged in on recreation.coastal.edu, scroll down and find the **Group Fitness** icon. Click on it.



2.) Search for the Group Fitness class of interest and click on it.



3.) On the next page, you will click on **Register**.



4.) Once you click **Register** you will be taken to the shopping cart. Here you can either continue shopping and register for more classes or **Checkout** and you will be registered for your Group Fitness class!