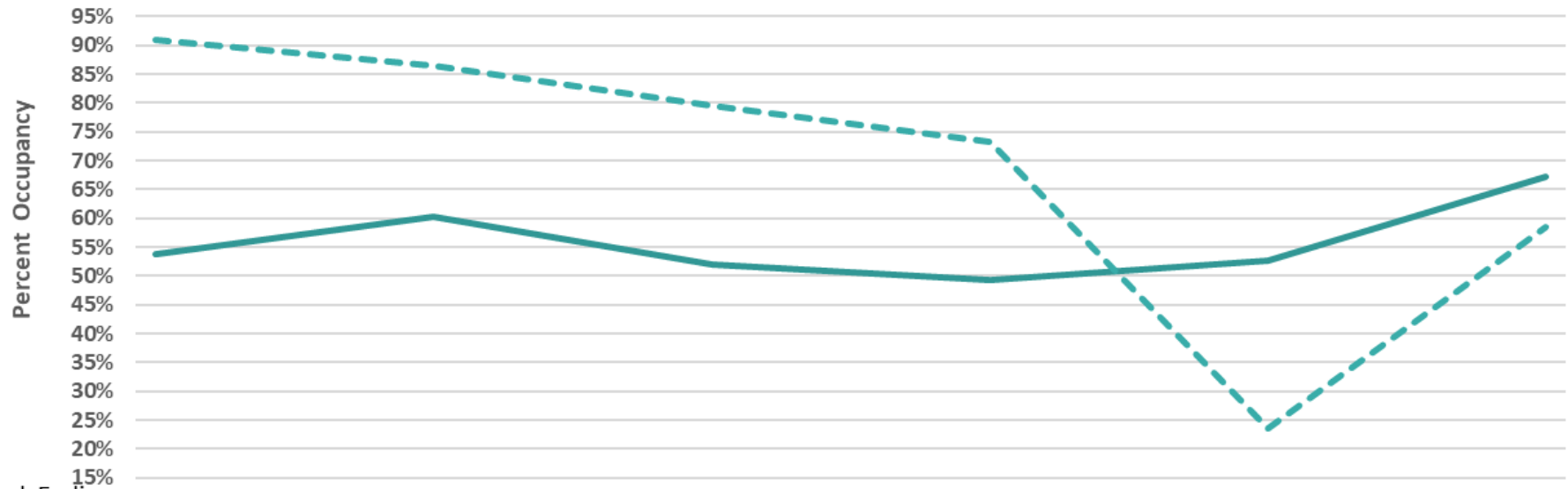


**Average Percent Occupancy in
Nightly Rented Hotels, Condo-Hotels, and Campsites (HC-HCs)
Horry County, S.C., USA**

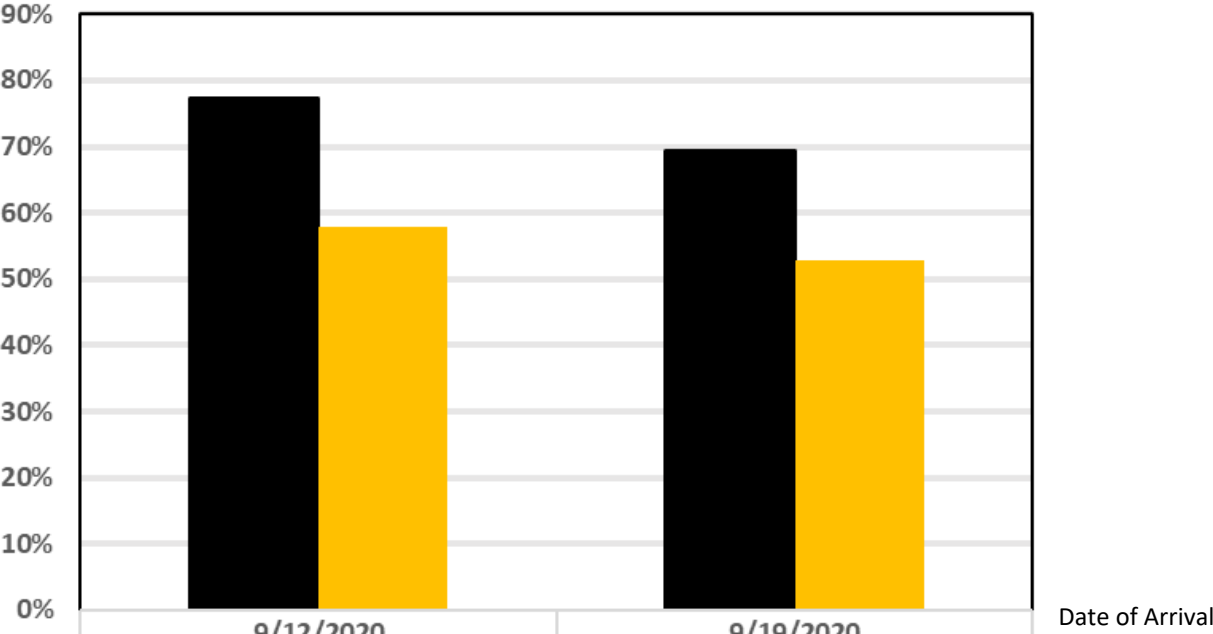


Week Ending	8/8/2020	8/15/2020	8/22/2020	8/29/2020	9/5/2020	9/12/2020
— HC-HC APO this year	53.7%	60.2%	52.1%	49.3%	52.6%	67.3%
- - - HC-HC APO last year	90.9%	86.6%	79.6%	73.2%	23.5%	58.6%



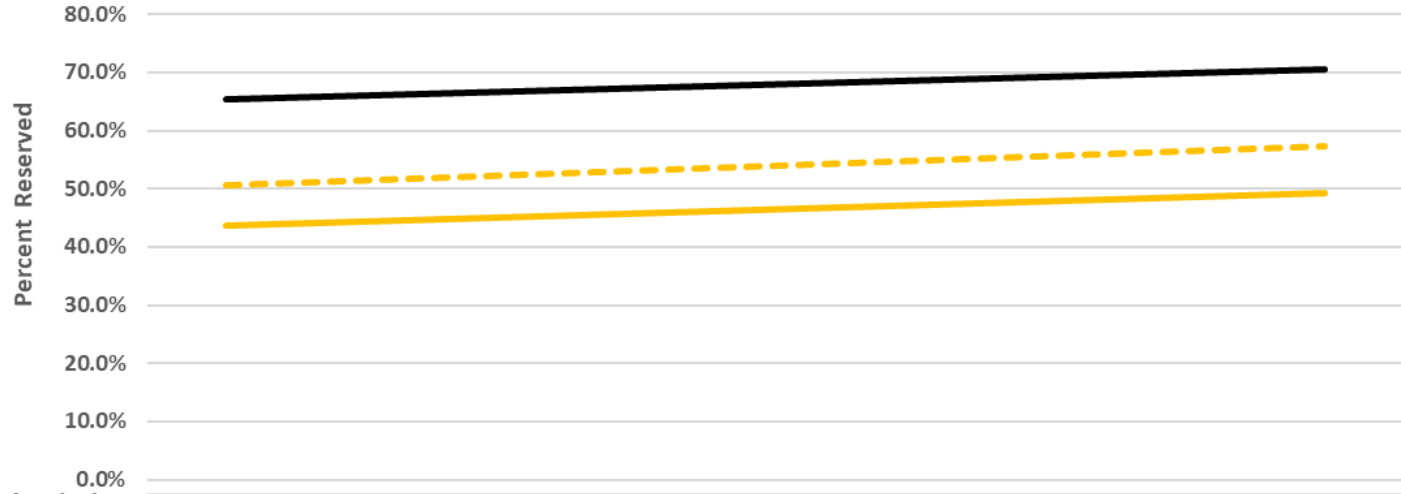
Clay Brittain Jr. Center for Resort Tourism
Damonte, L.T.

**Average Percent of Vacation Properties Reserved
Four Days in Advance of the Date of Arrival
Horry and Georgetown Counties, S.C., U.S.A.**



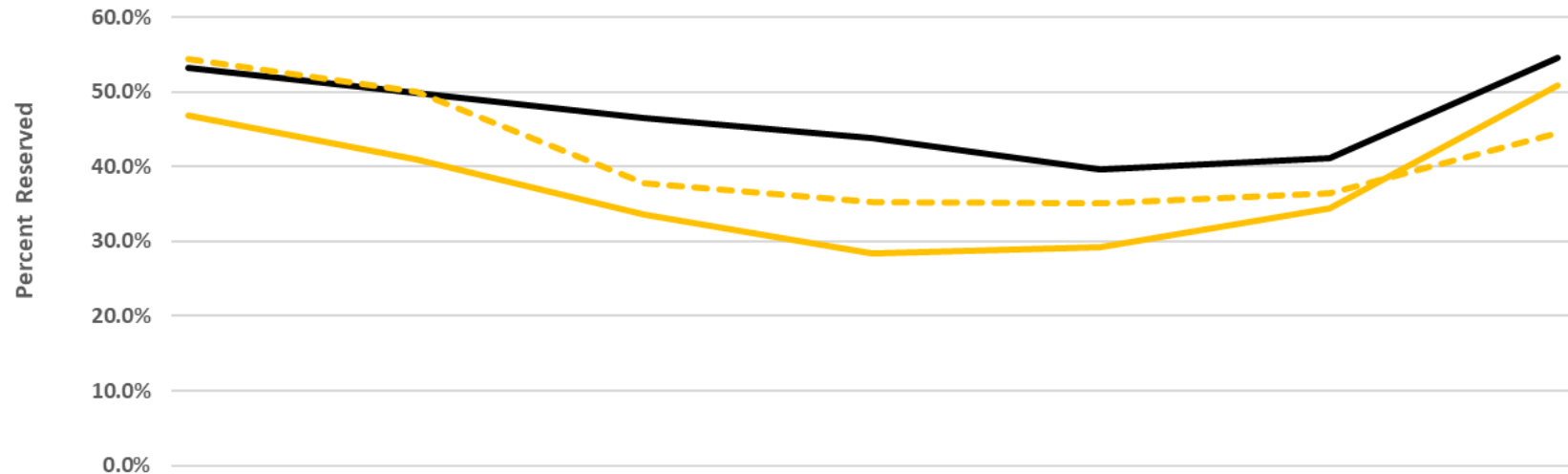
Clay Brittain Jr. Center for Resort Tourism
Damonte, L.T.

Average Percent Weekly Vacation Properties Reserved Horry and Georgetown Counties, S.C., USA



Clay Brittain Jr. Center for Resort Tourism
Damonte, L.T.

Average Percent Weekly Vacation Properties Reserved Horry and Georgetown Counties, S.C., USA



Date of Arrival	10/10/2020	10/17/2020	10/24/2020	10/31/2020	11/7/2020	11/14/2020	11/21/2020
Reserved four weeks in advance of arrival last year	46.9%	41.0%	33.6%	28.3%	29.2%	34.4%	50.8%
Currently reserved	53.2%	49.8%	46.5%	43.9%	39.6%	41.1%	54.5%
Reserved four days in advance of arrival date last year	54.4%	50.1%	37.8%	35.3%	35.1%	36.5%	44.5%