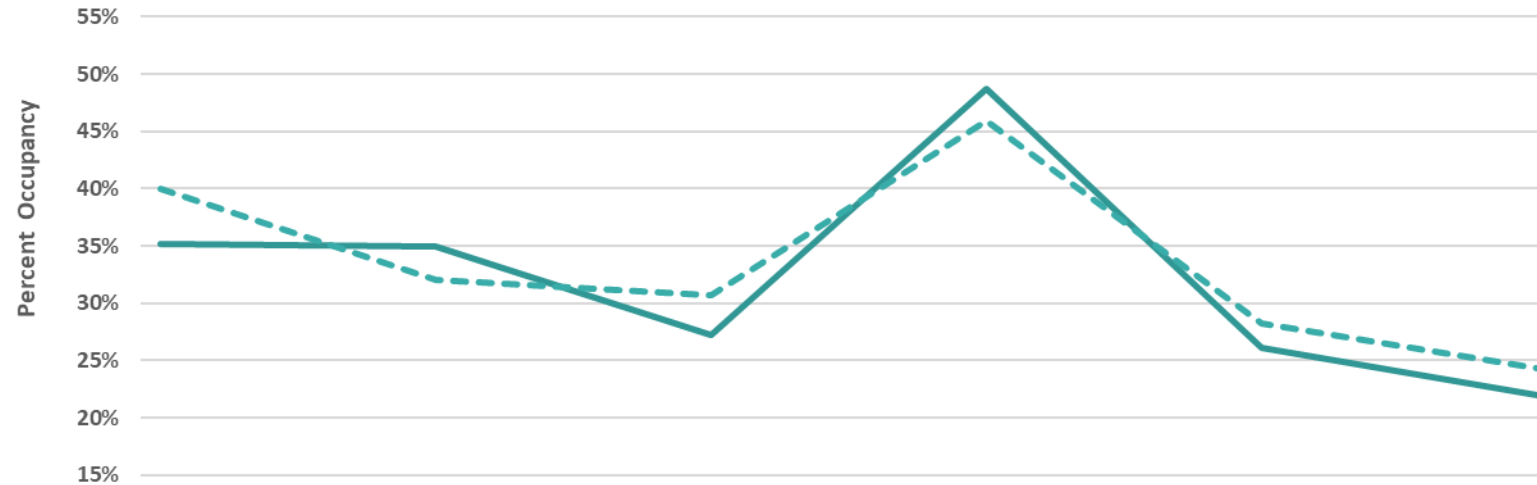


**Average Percent Occupancy in
Nightly Rented Hotels, Condo-Hotels, and Campsites (HC-HCs)
Horry County, S.C., USA**

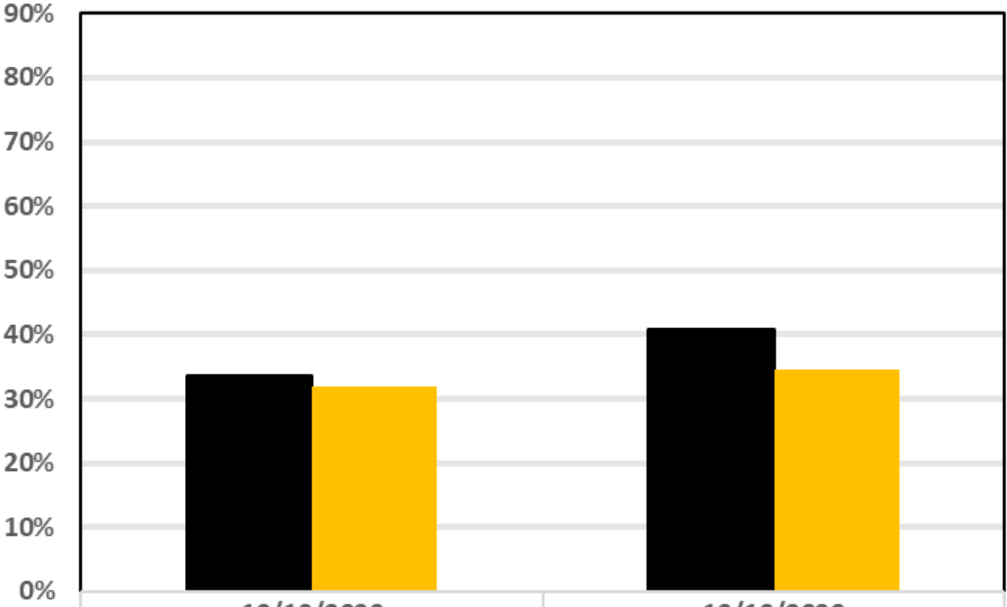


| Week Ending | 11/7/2020 | 11/14/2020 | 11/21/2020 | 11/28/2020 | 12/5/2020 | 12/12/2020 |
|---------------------|-----------|------------|------------|------------|-----------|------------|
| HC-HC APO this year | 35.2% | 34.9% | 27.2% | 48.7% | 26.1% | 22.0% |
| HC-HC APO last year | 39.9% | 32.1% | 30.7% | 46.0% | 28.2% | 24.3% |



Clay Brittain Jr. Center for Resort Tourism
Damonte, L.T.

**Average Percent of Vacation Properties Reserved
Four Days in Advance of the Date of Arrival
Horry and Georgetown Counties, S.C., U.S.A.**



| | | |
|--|-------|-------|
| ■ Percent of units reserved four days in advance this year | 33.7% | 40.9% |
| ■ Percent of units reserved four days in advance last year | 31.9% | 34.6% |

| Date of Arrival | 12/12/2020 | 12/19/2020 |
|--|------------|------------|
| Percent of units reserved four days in advance this year | 33.7% | 40.9% |
| Percent of units reserved four days in advance last year | 31.9% | 34.6% |

Date of Arrival



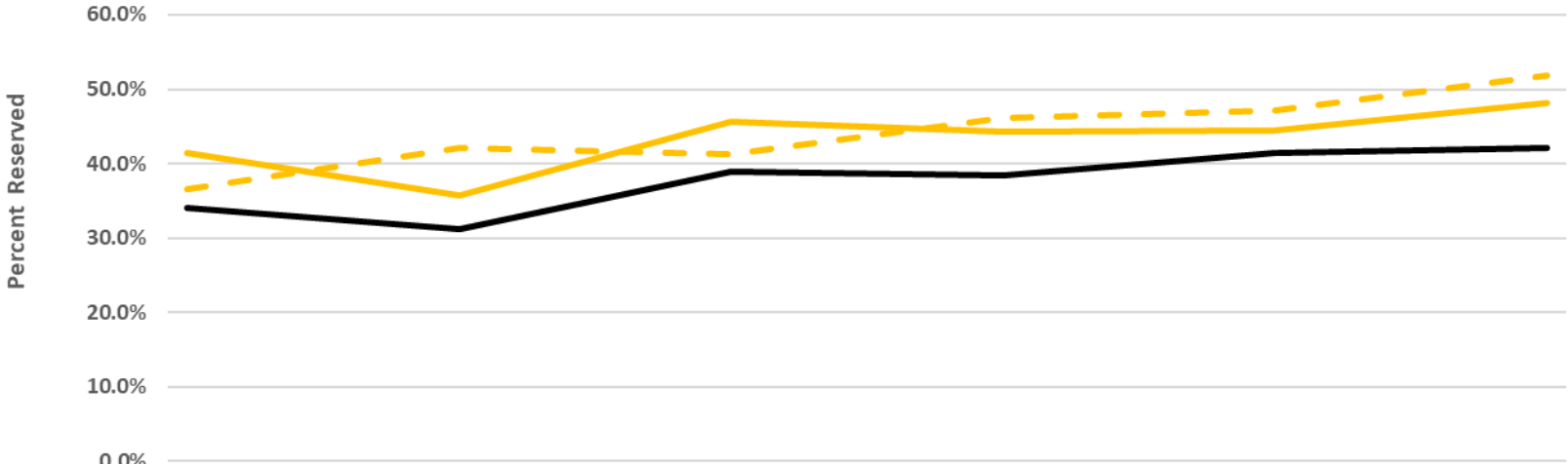
Clay Brittain Jr. Center for Resort Tourism
Damonte, L.T.

Average Percent Weekly Vacation Properties Reserved Horry and Georgetown Counties, S.C., USA



Clay Brittain Jr. Center for Resort Tourism
Damonte, L.T.

Average Percent Weekly Vacation Properties Reserved Horry and Georgetown Counties, S.C., USA



| Date of Arrival | 1/9/2021 | 1/16/2021 | 1/23/2021 | 1/30/2021 | 2/6/2021 | 2/13/2021 |
|---|----------|-----------|-----------|-----------|----------|-----------|
| Reserved four weeks in advance of arrival last year | 41.4% | 35.8% | 45.7% | 44.3% | 44.4% | 48.2% |
| Currently reserved | 34.1% | 31.2% | 38.9% | 38.4% | 41.5% | 42.0% |
| Reserved four days in advance of arrival date last year | 36.5% | 42.1% | 41.3% | 46.1% | 47.1% | 51.9% |



Clay Brittain Jr. Center for Resort Tourism
Damonte, L.T.