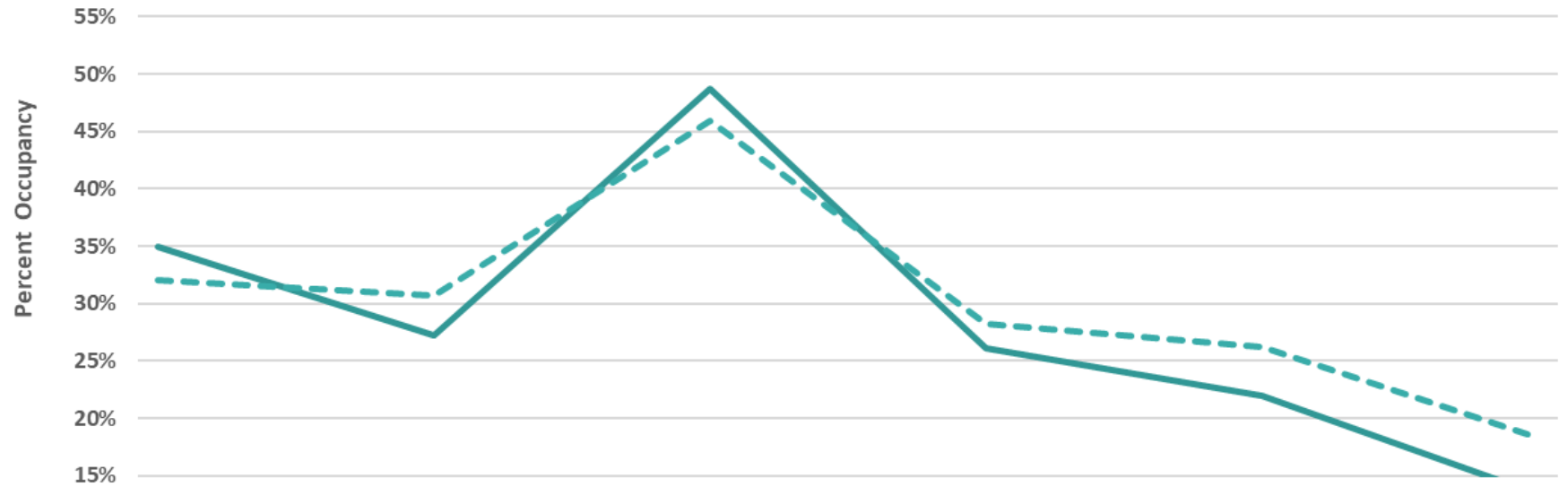


Average Percent Occupancy in Nightly Rented Hotels, Condo-Hotels, and Campsites (HC-HCs) Horry County, S.C., USA

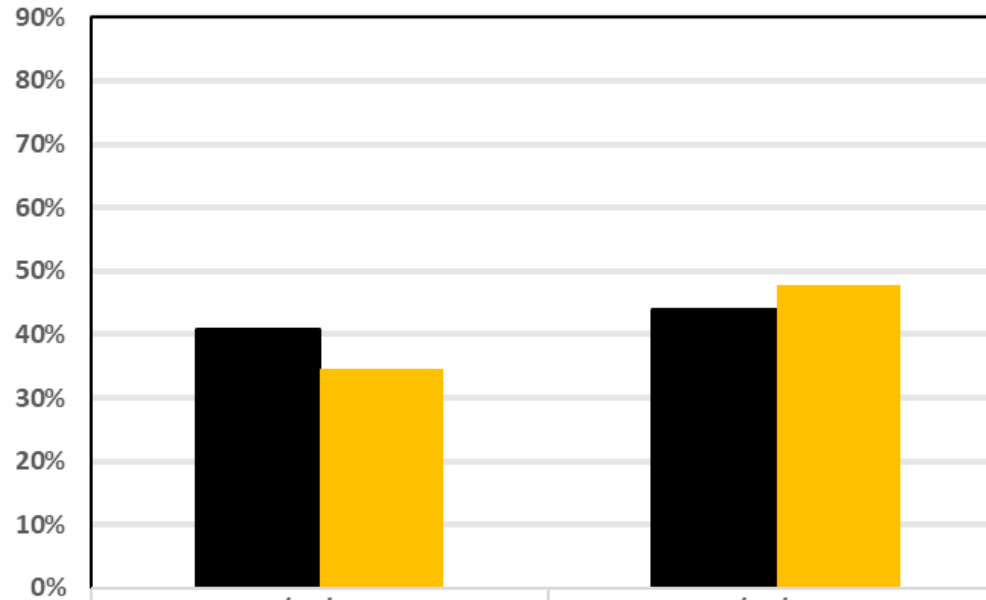


Week Ending	11/14/2020	11/21/2020	11/28/2020	12/5/2020	12/12/2020	12/19/2020
— HC-HC APO this year	34.9%	27.2%	48.7%	26.1%	22.0%	13.3%
- - - HC-HC APO last year	32.1%	30.7%	46.0%	28.2%	26.2%	18.2%



Clay Brittain Jr. Center for Resort Tourism
Damonte, L.T.

**Average Percent of Vacation Properties Reserved
Four Days in Advance of the Date of Arrival
Horry and Georgetown Counties, S.C., U.S.A.**

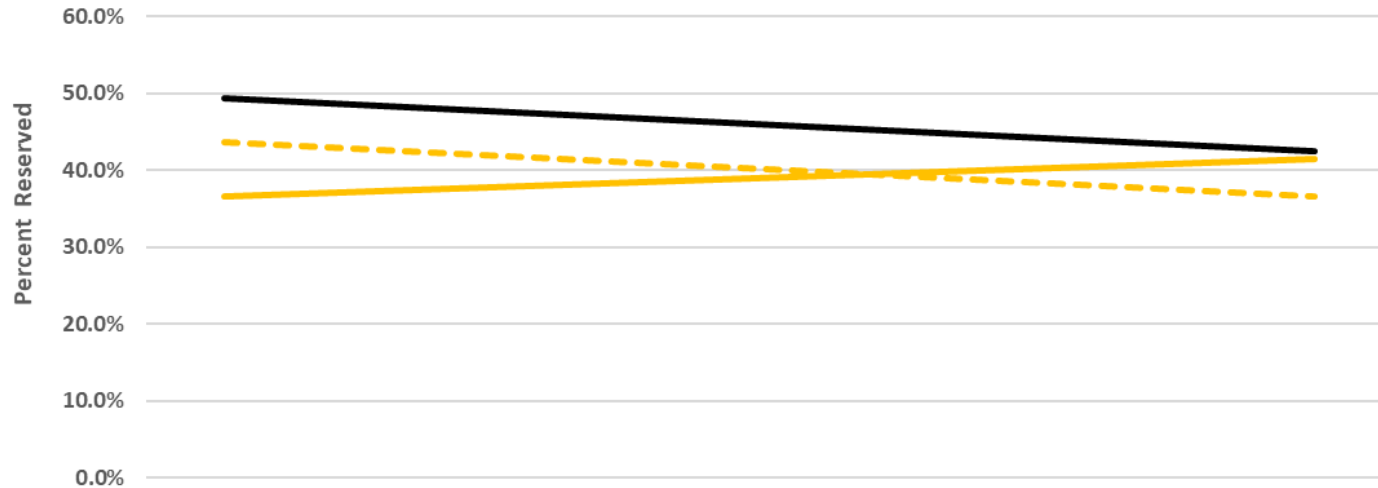


	12/19/2020	12/26/2020	Date of Arrival
■ Percent of units reserved four days in advance this year	40.9%	43.8%	
■ Percent of units reserved four days in advance last year	34.6%	47.7%	

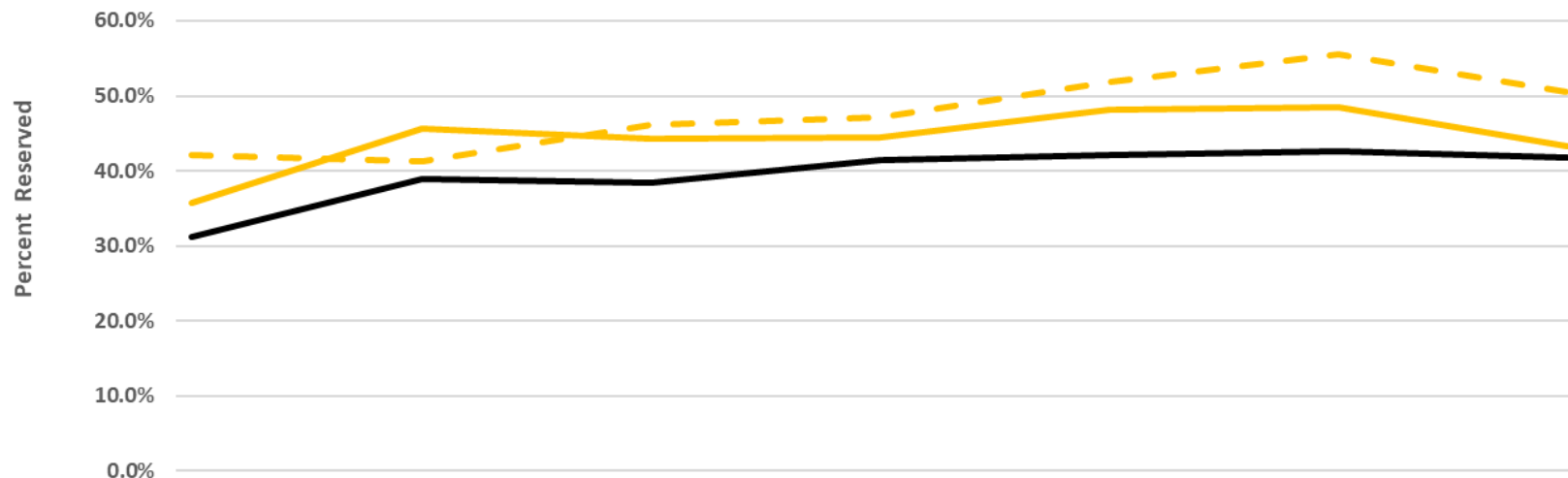


Clay Brittain Jr. Center for Resort Tourism
Damonte, L.T.

Average Percent Weekly Vacation Properties Reserved Horry and Georgetown Counties, S.C., USA



Average Percent Weekly Vacation Properties Reserved Horry and Georgetown Counties, S.C., USA



Date of Arrival	1/16/2021	1/23/2021	1/30/2021	2/6/2021	2/13/2021	2/20/2021	2/27/2021
Reserved four weeks in advance of arrival last year	35.8%	45.7%	44.3%	44.4%	48.2%	48.4%	43.3%
Currently reserved	31.2%	38.9%	38.4%	41.5%	42.0%	42.6%	41.8%
Reserved four days in advance of arrival date last year	42.1%	41.3%	46.1%	47.1%	51.9%	55.5%	50.6%