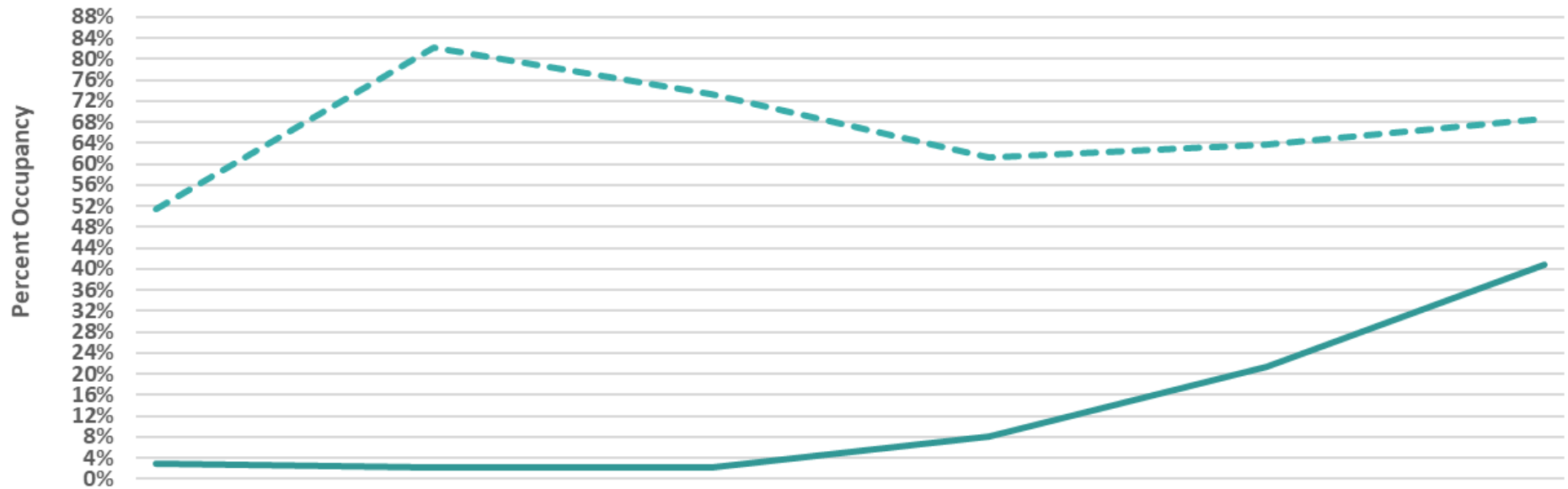


Average Percent Occupancy in Nightly Rented Hotels, Condo-Hotels, and Campsites (HC-HCs) Horry County, S.C., USA



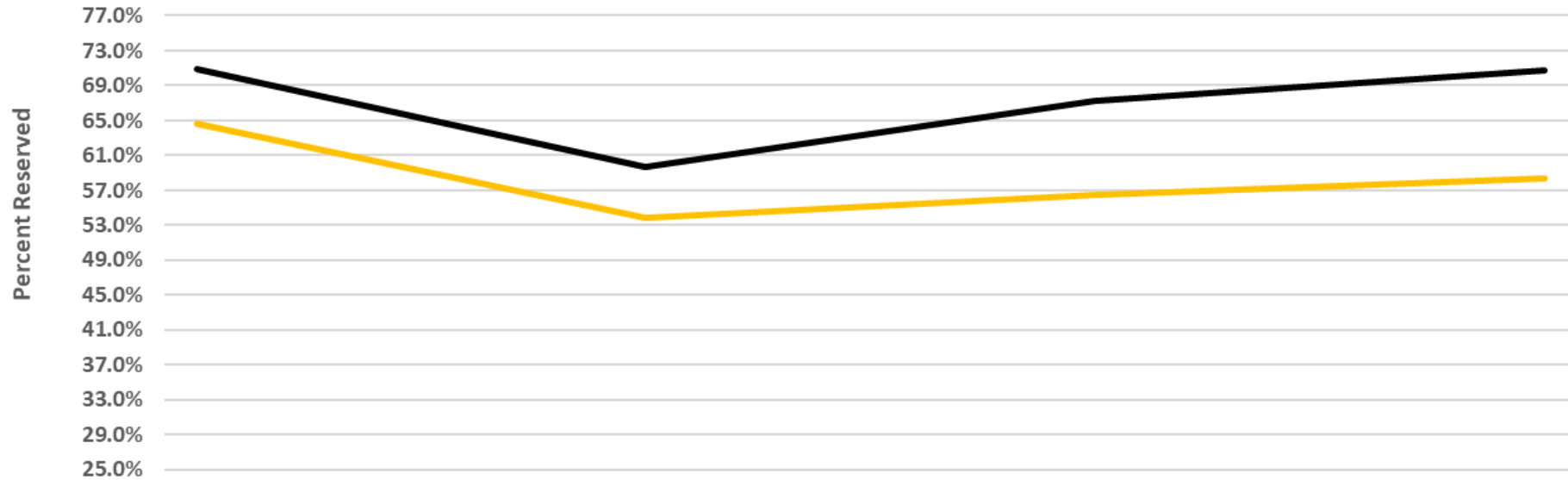
Week Ending	4/11/2020	4/18/2020	4/25/2020	5/2/2020	5/9/2020	5/16/2020
— HC-HC APO this year	2.9%	2.2%	2.1%	8.2%	21.5%	40.9%
- - - HC-HC APO last year	51.4%	82.2%	73.3%	61.2%	63.6%	68.7%



COASTAL CAROLINA
UNIVERSITY®

Clay Brittain Jr. Center for Resort Tourism
Damonte, L.T.

Average Percent Weekly Vacation Properties Reserved Horry and Georgetown Counties, S.C., USA



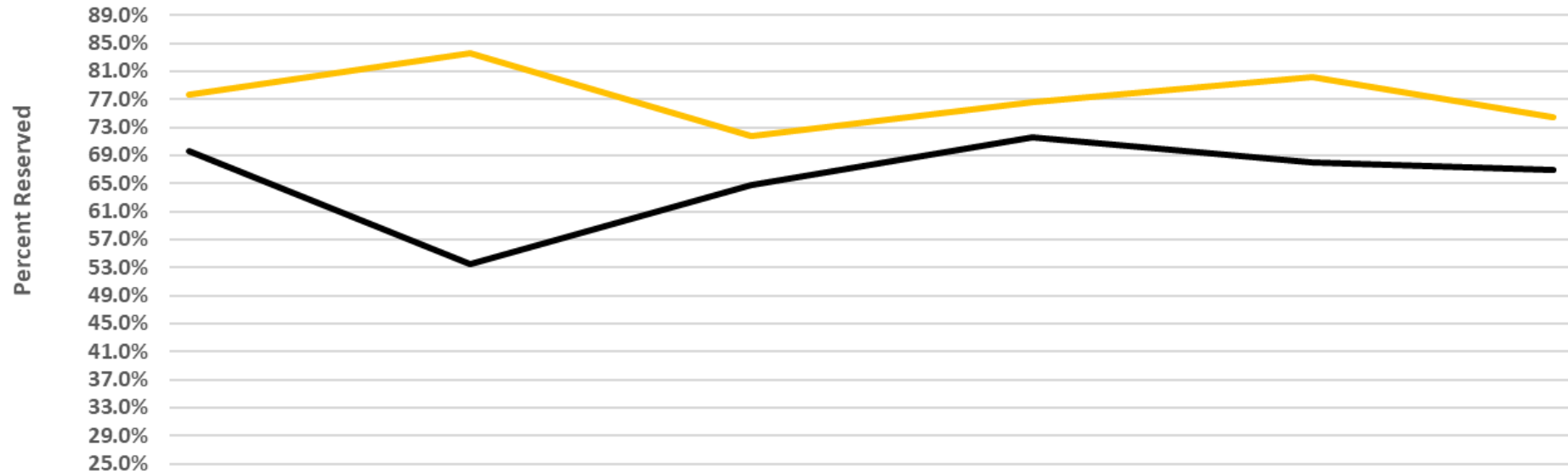
Date of Arrival	5/23/2020	5/30/2020	6/6/2020	6/13/2020
Reseved two weeks in advance of arrival last year	64.7%	53.8%	56.5%	58.4%
Currently reserved	70.8%	59.7%	67.2%	70.7%



COASTAL CAROLINA

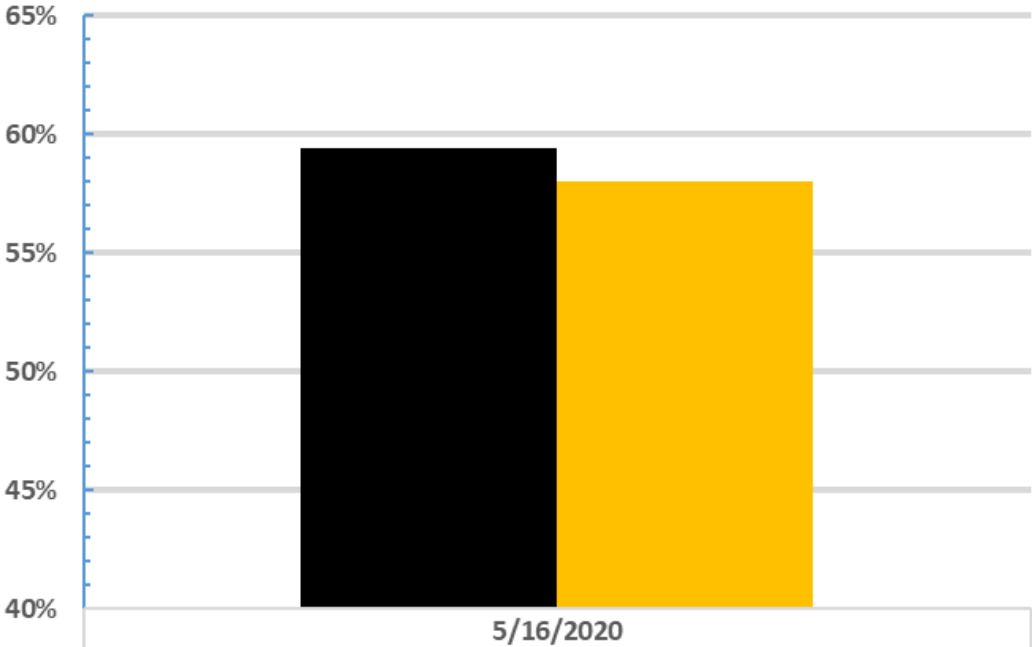
U N I V E R S I T Y ®

Average Percent Weekly Vacation Properties Reserved Horry and Georgetown Counties, S.C., USA



Date of Arrival	6/20/2020	6/27/2020	7/4/2020	7/11/2020	7/18/2020	7/24/2020
Reserved four weeks in advance of arrival last year	77.7%	83.5%	71.7%	76.6%	80.2%	74.5%
Currently reserved	69.7%	53.4%	64.8%	71.6%	67.9%	66.9%

**Average Percent of Vacation Properties Reserved
Four Days in Advance of the Date of Arrival
Horry and Georgetown Counties, S.C., U.S.A.**



■ Percent of units reserved four days in advance this year	59.46%
■ Percent of units reserved four days in advance last year	58.02%



COASTAL CAROLINA
UNIVERSITY®

Clay Brittain Jr. Center for Resort Tourism
Damonte, L.T.