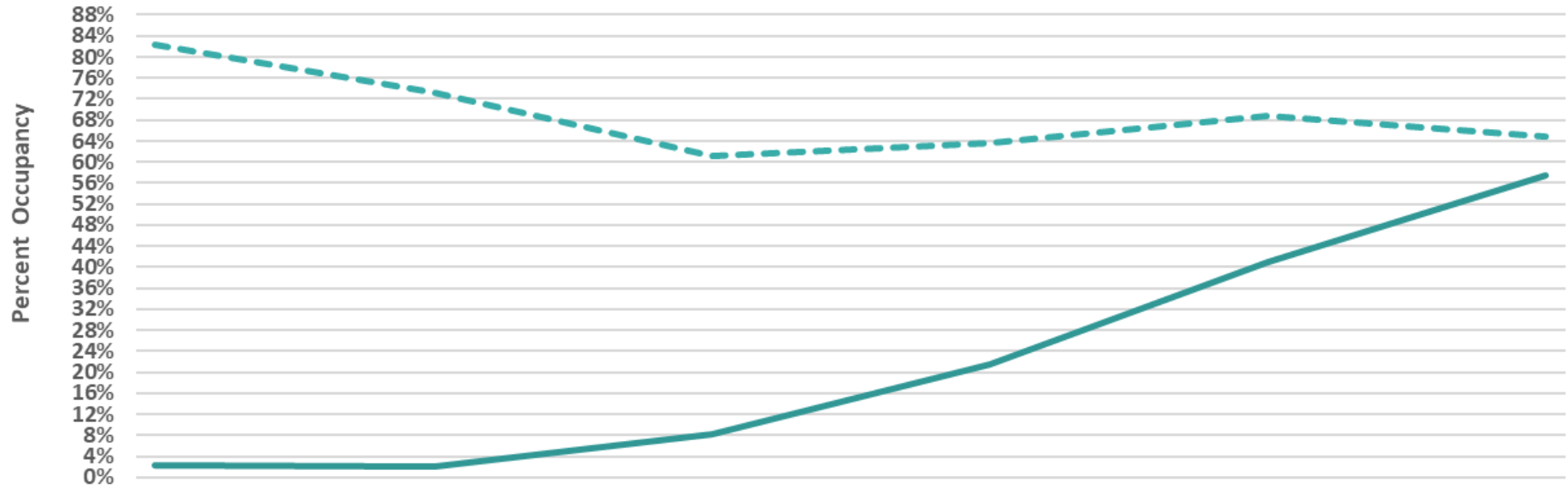
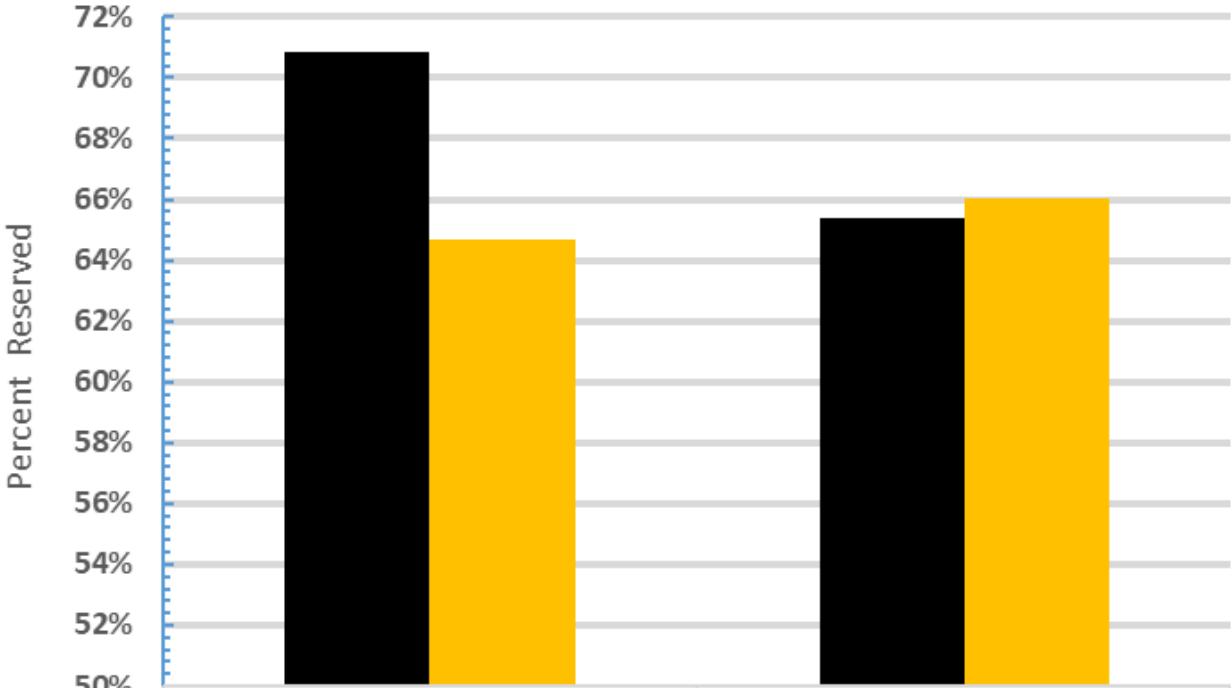


## Average Percent Occupancy in Nightly Rented Hotels, Condo-Hotels, and Campsites (HC-HCs) Horry County, S.C., USA



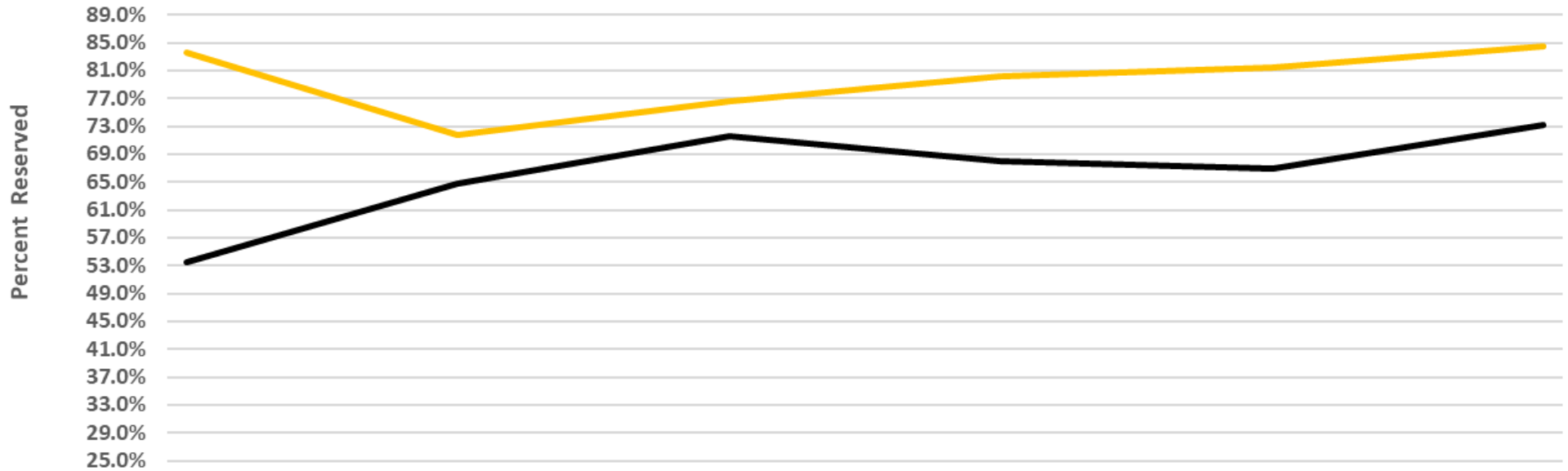
Week Ending	4/18/2020	4/25/2020	5/2/2020	5/9/2020	5/16/2020	5/23/2020
HC-HC APO this year	2.2%	2.1%	8.2%	21.5%	41.0%	57.4%
HC-HC APO last year	82.2%	73.3%	61.2%	63.6%	68.7%	65.0%

### Average Percent of Vacation Properties Reserved Four Days in Advance of the Date of Arrival Horry and Georgetown Counties, S.C., U.S.A.



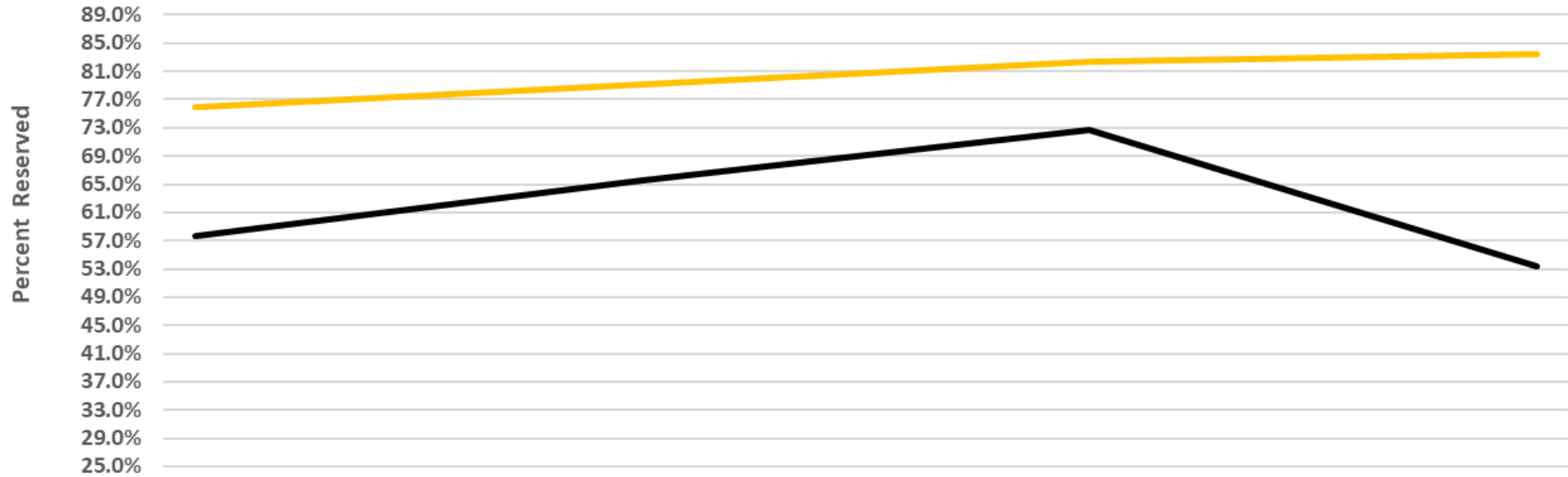
Date of Arrival	5/23/2020	5/30/2020
■ Percent of units reserved four days in advance this year	70.83%	65.40%
■ Percent of units reserved four days in advance last year	64.66%	66.03%

## Average Percent Weekly Vacation Properties Reserved Horry and Georgetown Counties, S.C., USA



Date of Arrival	6/27/2020	7/4/2020	7/11/2020	7/18/2020	7/25/2020	8/1/2020
Reserved four weeks in advance of arrival last year	83.5%	71.7%	76.6%	80.2%	81.5%	84.5%
Currently reserved	53.4%	64.8%	71.6%	67.9%	66.9%	73.3%

## Average Percent Weekly Vacation Properties Reserved Horry and Georgetown Counties, S.C., USA



Date of Arrival	6/6/2020	6/13/2020	6/20/2020	6/27/2020
Reseved two weeks in advance of arrival last year	76.0%	79.1%	82.4%	83.5%
Currently reserved	57.6%	65.5%	72.7%	53.4%