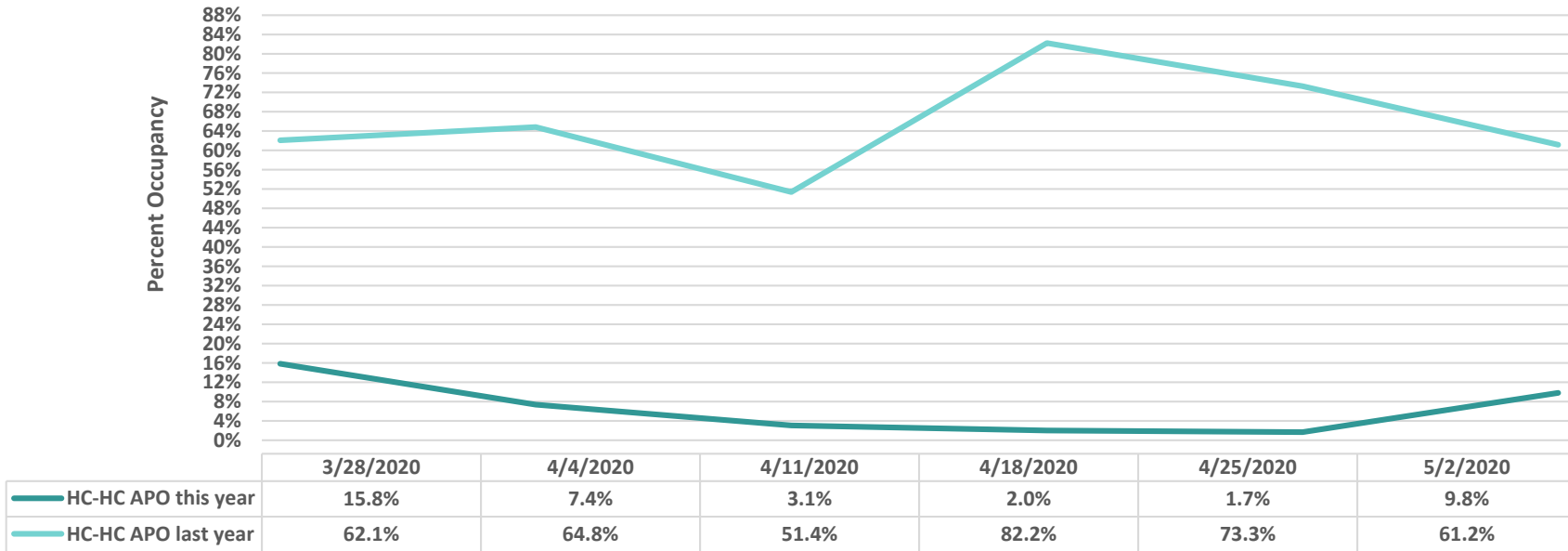
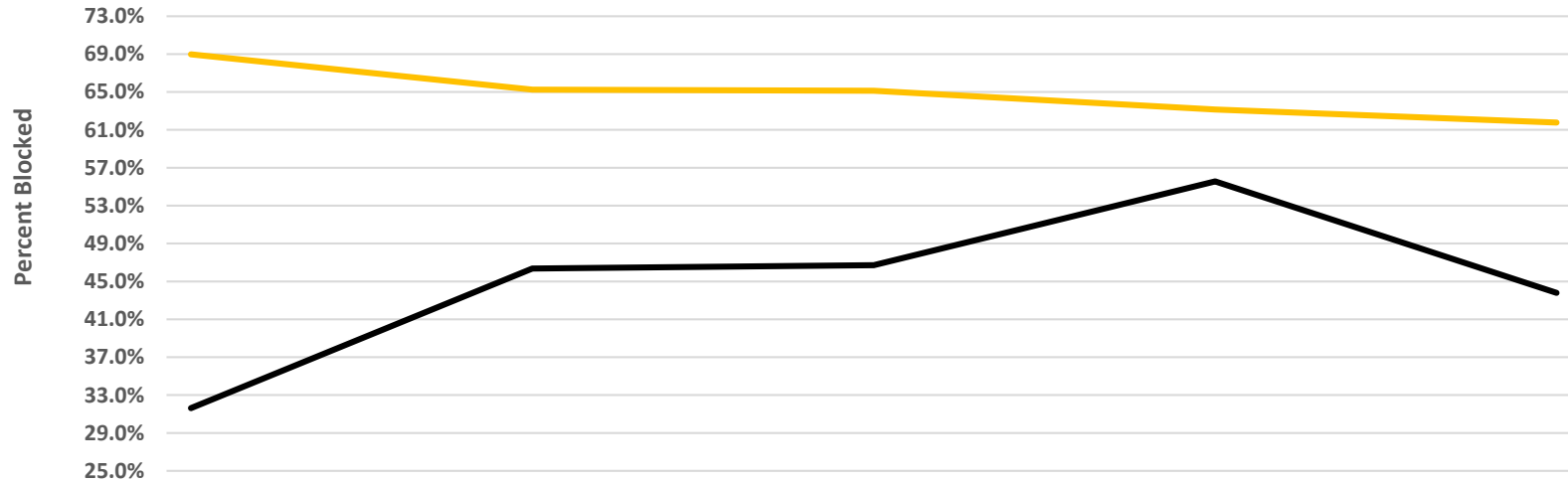


Average Percent Occupancy in Nightly Rented Hotels, Condo-Hotels, and Campsites (HC-HCs) Horry County, S.C., USA

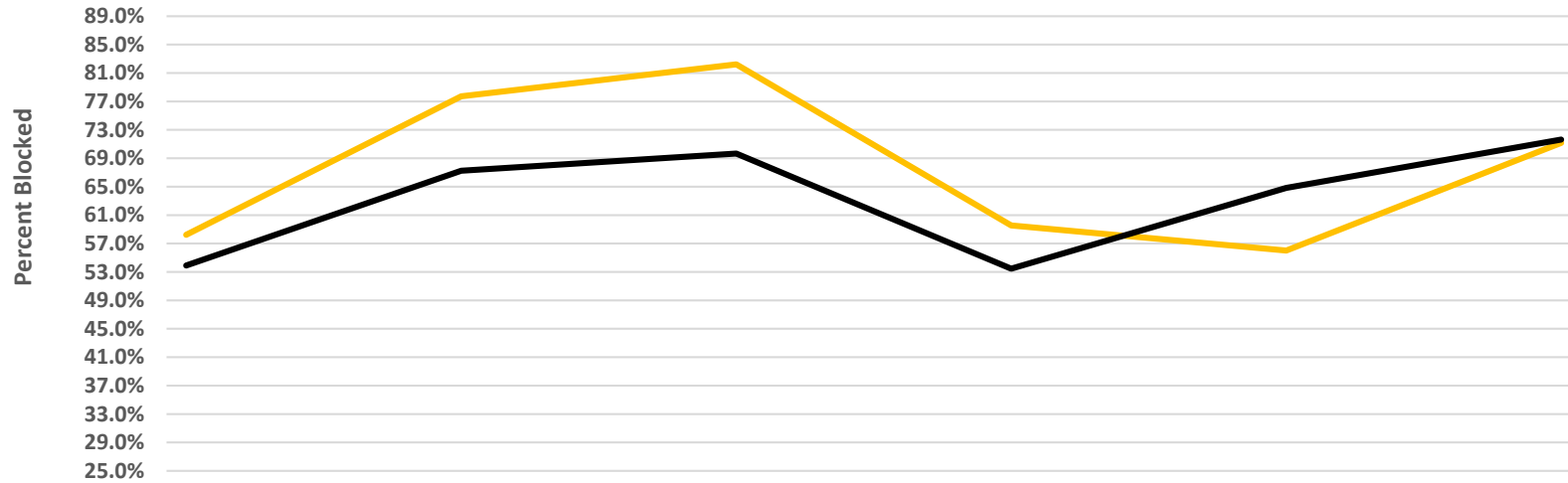


Average Percent Weekly Vacation Properties Blocked From Further Reservation Horry and Georgetown Counties, S.C., USA



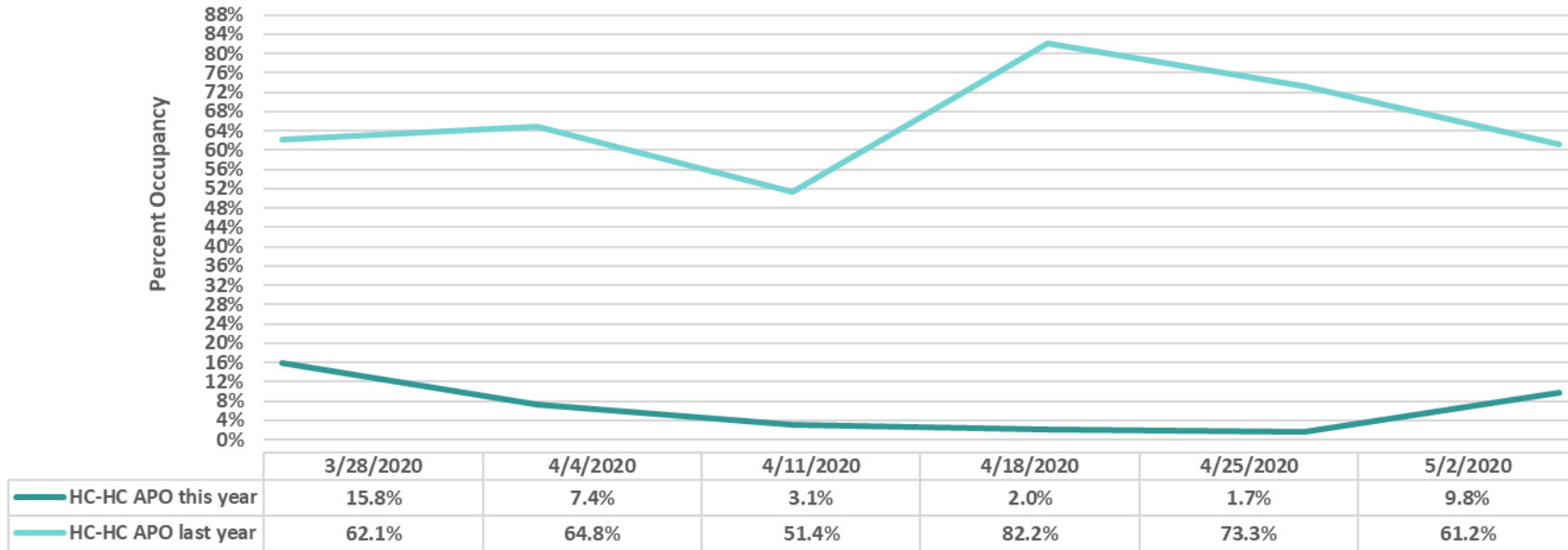
Date of Arrival	5/2/2020	5/9/2020	5/16/2020	5/23/2020	5/30/2020
Block as of the date of arrival last year	69.0%	65.2%	65.1%	63.1%	61.8%
Blocked from further reservation as of May 6, 2020	31.6%	46.4%	46.7%	55.6%	43.8%

Average Percent Weekly Vacation Properties Blocked From Further Reservation Horry and Georgetown Counties, S.C., USA

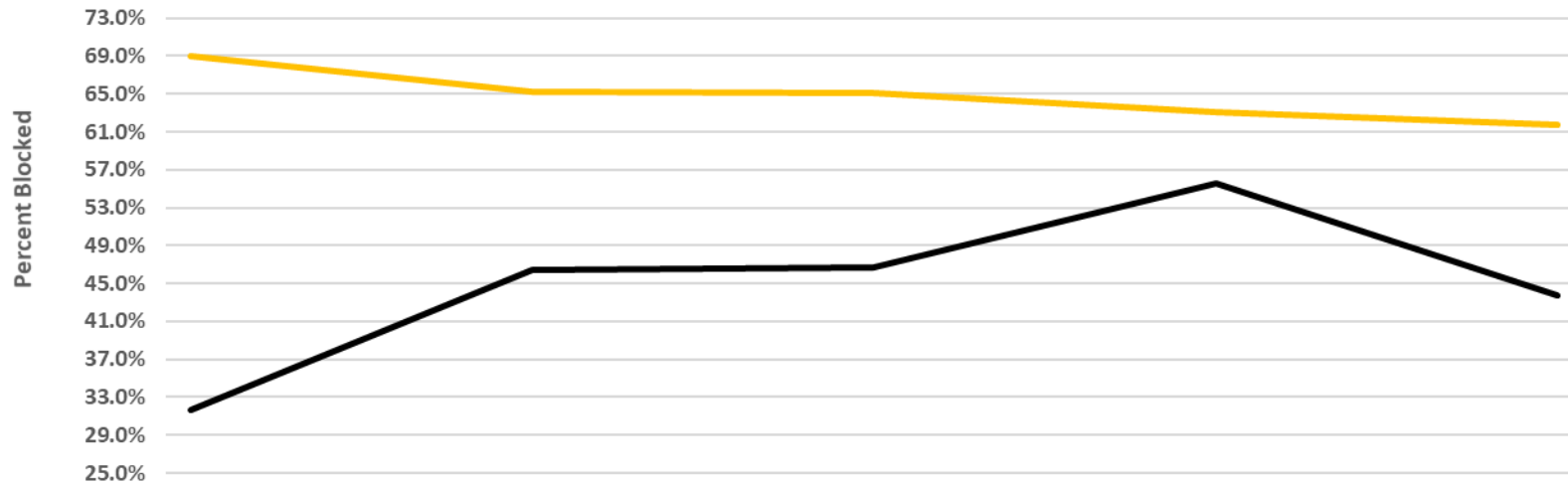


Date of Arrival	6/6/2020	6/13/2020	6/20/2020	6/27/2020	7/4/2020	7/11/2020
Blocked as of the date of arrival last year	58.2%	77.7%	82.2%	59.5%	56.0%	71.2%
Currently blocked from reservation	53.9%	67.2%	69.7%	53.4%	64.8%	71.6%

Average Percent Occupancy in Nightly Rented Hotels, Condo-Hotels, and Campsites (HC-HCs) Horry County, S.C., USA

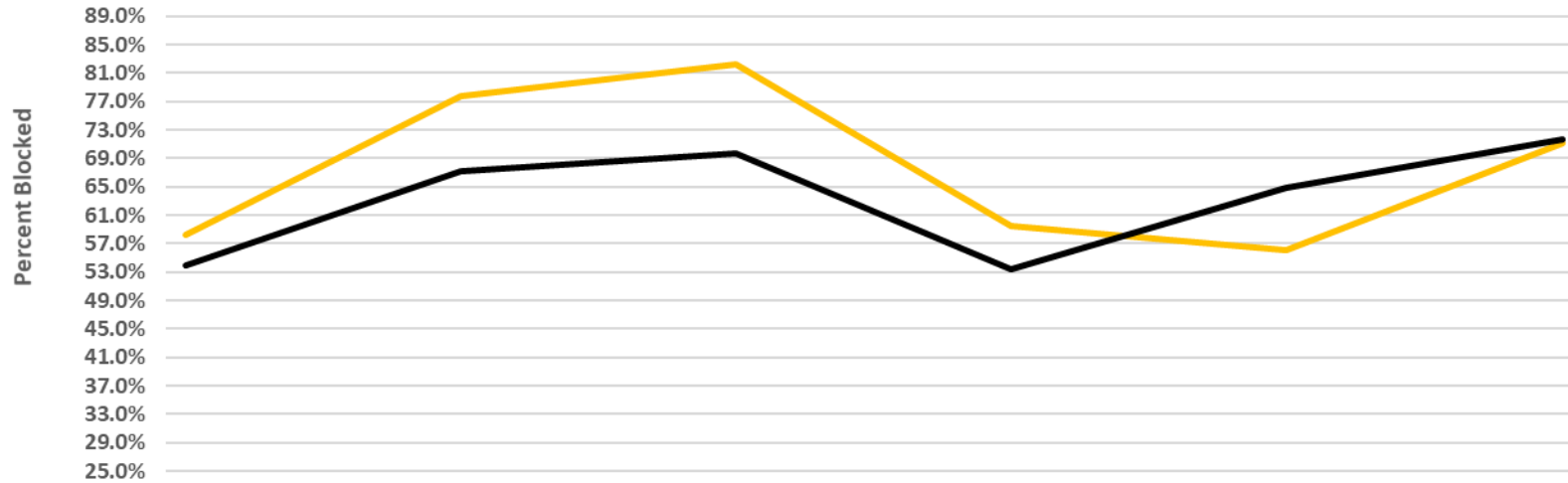


Average Percent Weekly Vacation Properties Blocked From Further Reservation Horry and Georgetown Counties, S.C., USA



Date of Arrival	5/2/2020	5/9/2020	5/16/2020	5/23/2020	5/30/2020
Block as of the date of arrival last year	69.0%	65.2%	65.1%	63.1%	61.8%
Blocked from further reservation as of May 6, 2020	31.6%	46.4%	46.7%	55.6%	43.8%

Average Percent Weekly Vacation Properties Blocked From Further Reservation Horry and Georgetown Counties, S.C., USA



Date of Arrival	6/6/2020	6/13/2020	6/20/2020	6/27/2020	7/4/2020	7/11/2020
Blocked as of the date of arrival last year	58.2%	77.7%	82.2%	59.5%	56.0%	71.2%
Currently blocked from reservation	53.9%	67.2%	69.7%	53.4%	64.8%	71.6%