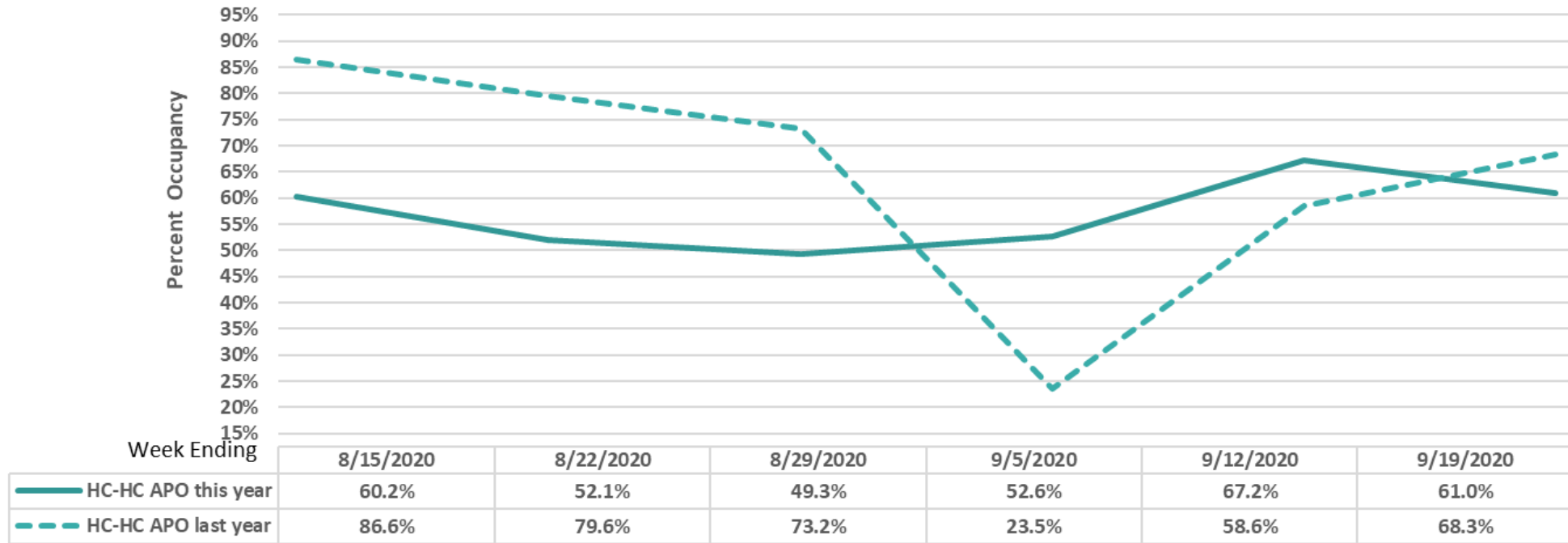
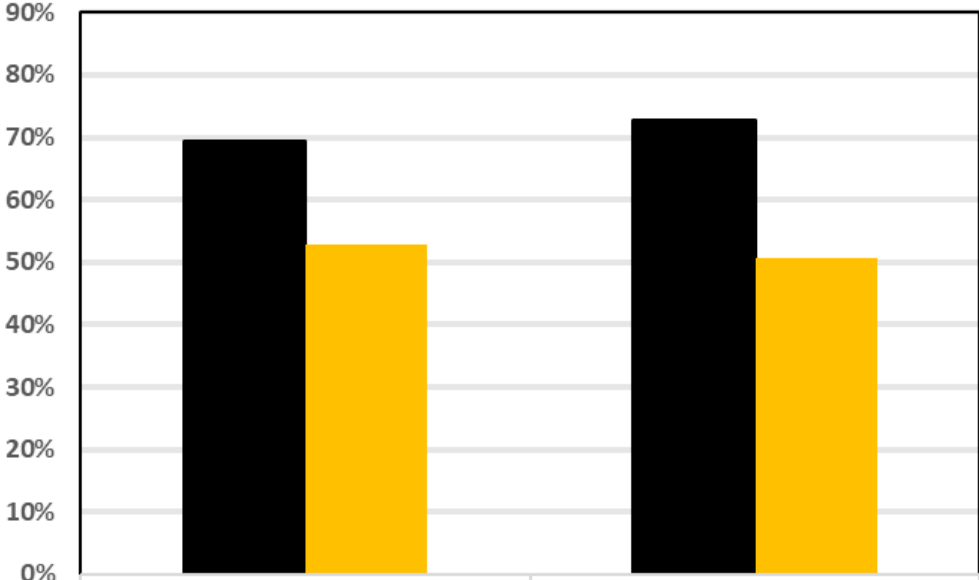


Average Percent Occupancy in Nightly Rented Hotels, Condo-Hotels, and Campsites (HC-HCs) Horry County, S.C., USA

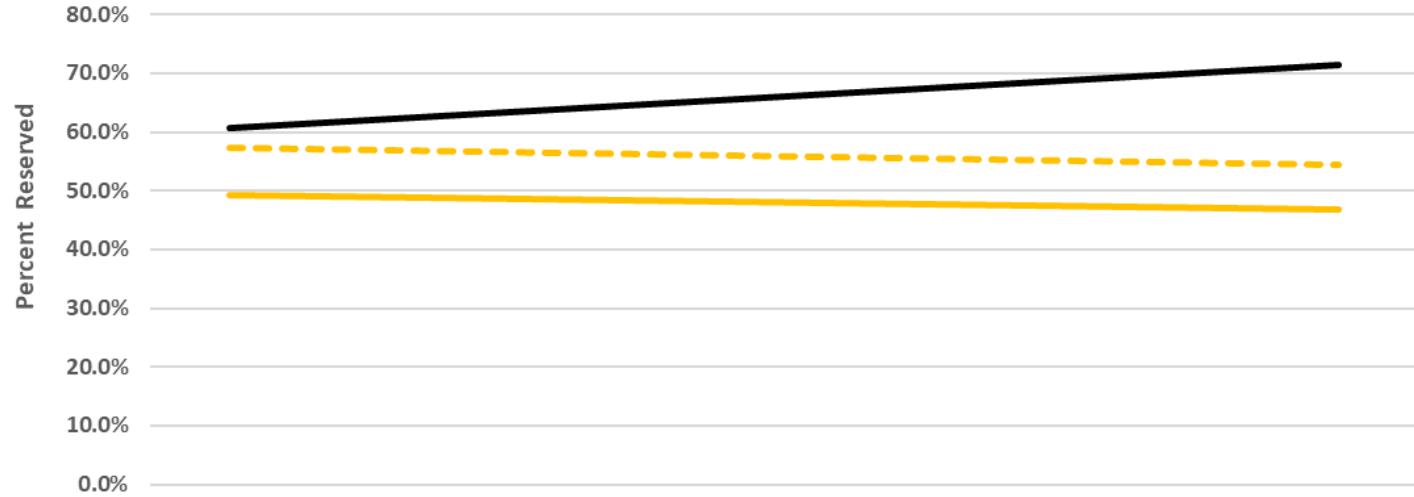


**Average Percent of Vacation Properties Reserved
Four Days in Advance of the Date of Arrival
Horry and Georgetown Counties, S.C., U.S.A.**



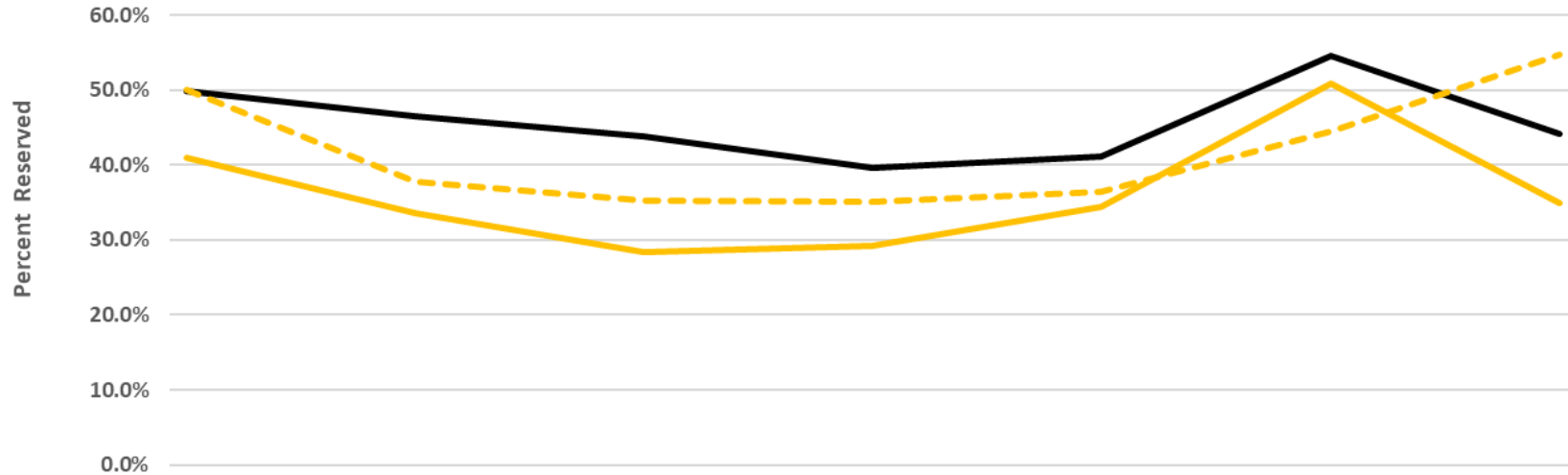
	9/19/2020	9/26/2020	Date of Arrival
■ Percent of units reserved four days in advance this year	0.694517	0.728533	
■ Percent of units reserved four days in advance last year	0.529238	0.506059	

Average Percent Weekly Vacation Properties Reserved Horry and Georgetown Counties, S.C., USA



Date of Arrival	10/3/2020	10/10/2020
Reserved two weeks in advance of arrival last year	49.3%	46.9%
Currently reserved	60.8%	71.4%
Reserved four days in advance of arrival date last year	57.3%	54.4%

**Average Percent Weekly Vacation Properties Reserved
Horry and Georgetown Counties, S.C., USA**



Date of Arrival	10/17/2020	10/24/2020	10/31/2020	11/7/2020	11/14/2020	11/21/2020	11/28/2020
Reserved four weeks in advance of arrival last year	41.0%	33.6%	28.3%	29.2%	34.4%	50.8%	35.0%
Currently reserved	49.8%	46.5%	43.9%	39.6%	41.1%	54.5%	44.1%
Reserved four days in advance of arrival date last year	50.1%	37.8%	35.3%	35.1%	36.5%	44.5%	54.8%