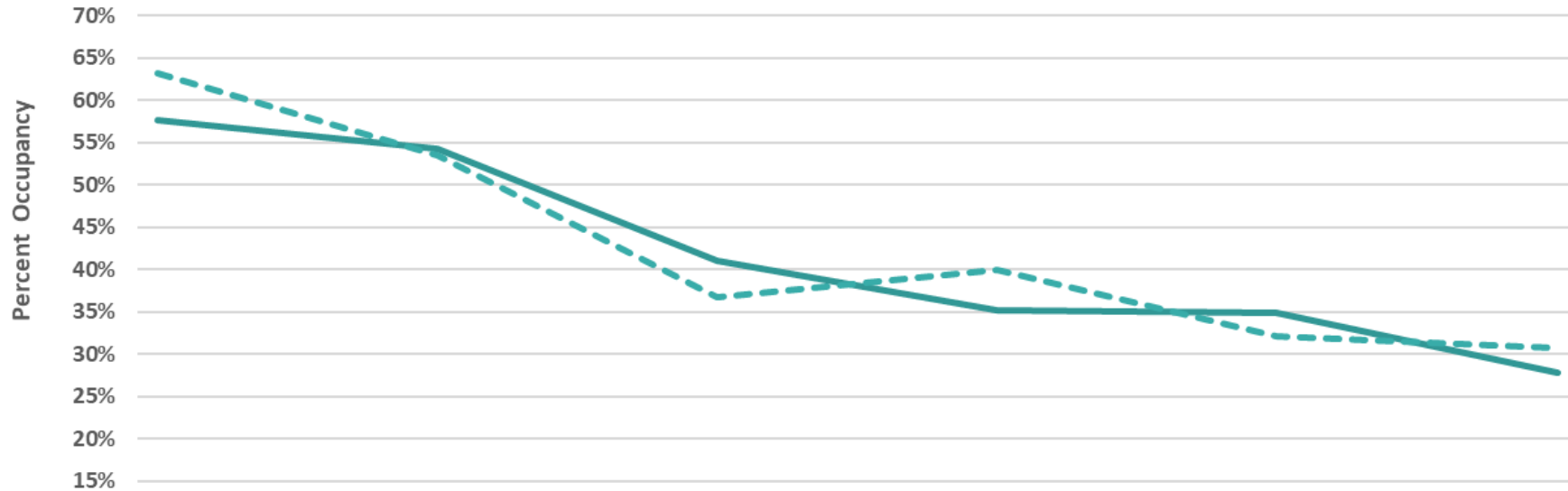


### Average Percent Occupancy in Nightly Rented Hotels, Condo-Hotels, and Campsites (HC-HCs) Horry County, S.C., USA

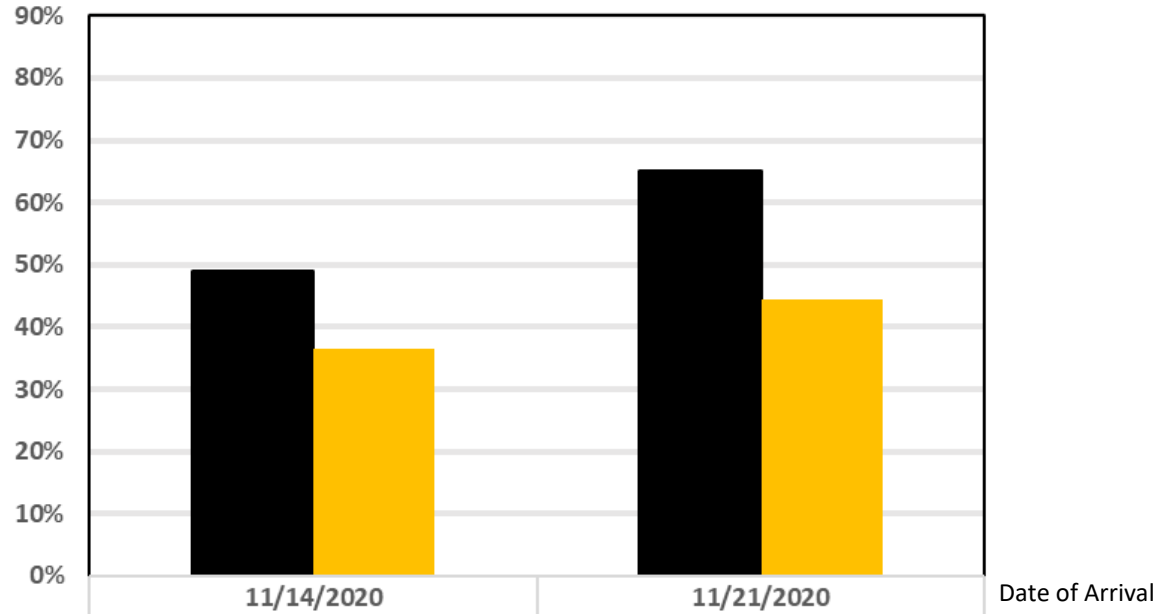


Week Ending	10/17/2020	10/24/2020	10/31/2020	11/7/2020	11/14/2020	11/21/2020
HC-HC APO this year	57.7%	54.2%	41.0%	35.2%	34.9%	27.8%
HC-HC APO last year	63.3%	53.5%	36.8%	39.9%	32.1%	30.7%



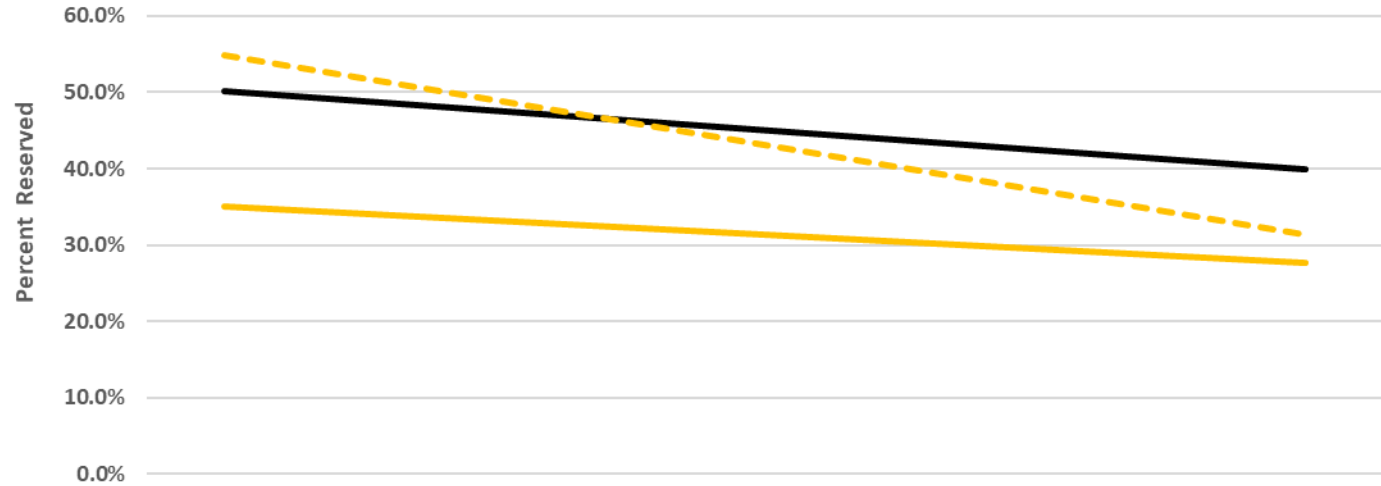
Clay Brittain Jr. Center for Resort Tourism  
Damonte, L.T.

**Average Percent of Vacation Properties Reserved  
Four Days in Advance of the Date of Arrival  
Horry and Georgetown Counties, S.C., U.S.A.**



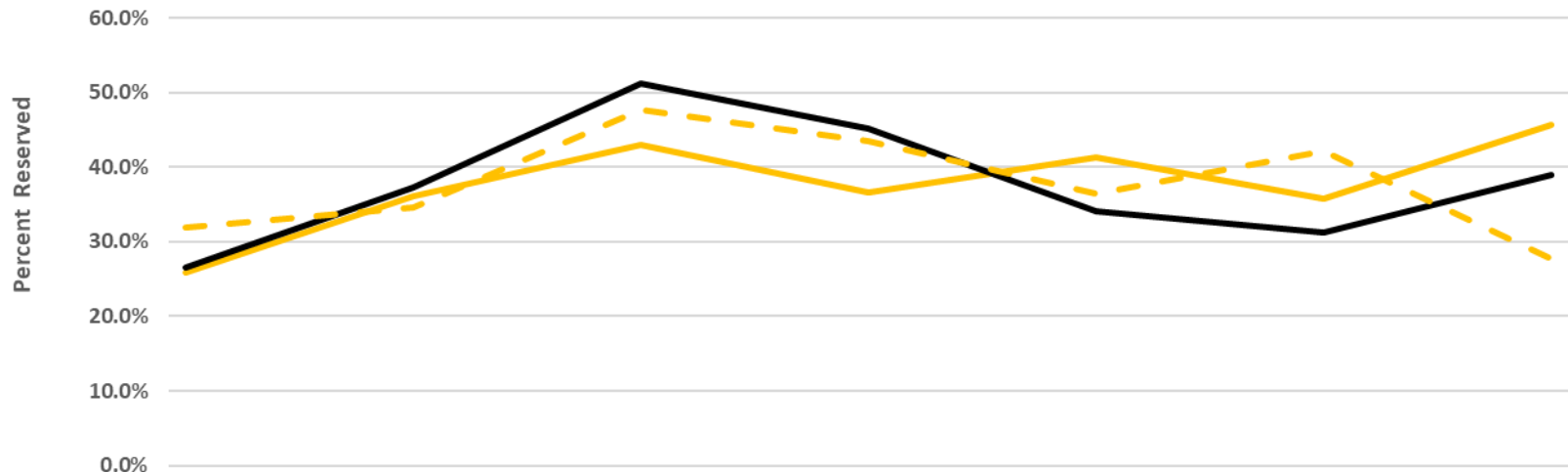
Clay Brittain Jr. Center for Resort Tourism  
Damonte, L.T.

### Average Percent Weekly Vacation Properties Reserved Horry and Georgetown Counties, S.C., USA



Clay Brittain Jr. Center for Resort Tourism  
Damonte, L.T.

### Average Percent Weekly Vacation Properties Reserved Horry and Georgetown Counties, S.C., USA



Date of Arrival	12/12/2020	12/19/2020	12/26/2020	1/2/2021	1/9/2021	1/16/2021	1/23/2021
Reserved four weeks in advance of arrival last year	25.9%	36.1%	43.0%	36.6%	41.4%	35.8%	45.7%
Currently reserved	26.5%	37.3%	51.2%	45.2%	34.1%	31.2%	38.9%
Reserved four days in advance of arrival date last year	31.9%	34.6%	47.7%	43.6%	36.5%	42.1%	27.8%