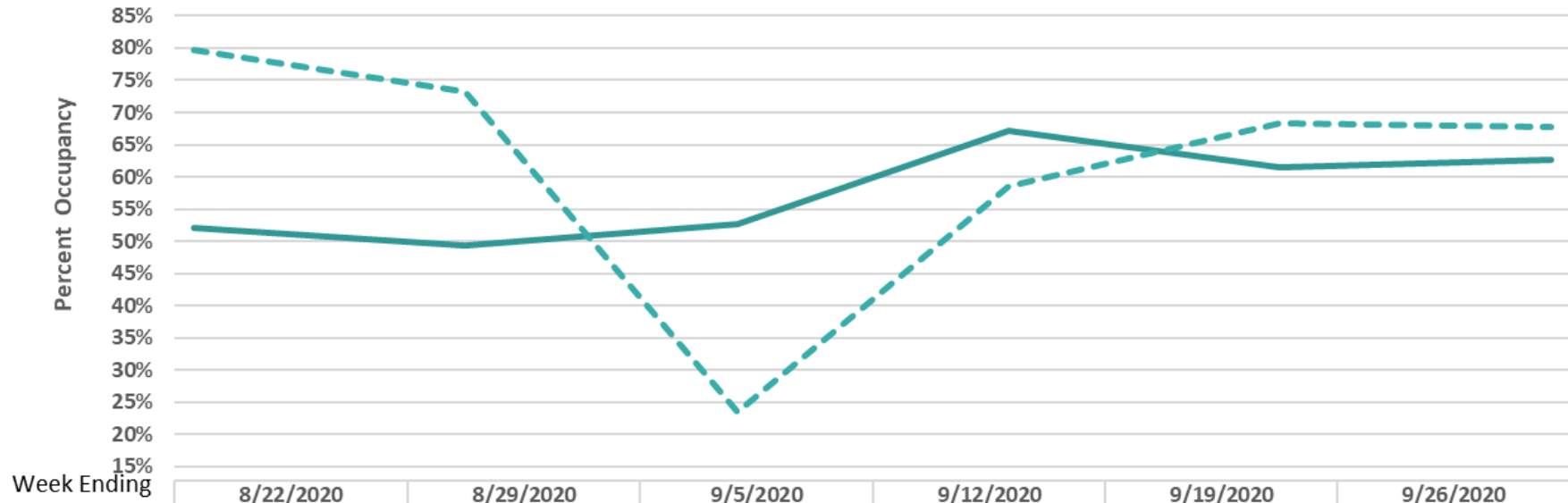


### Average Percent Occupancy in Nightly Rented Hotels, Condo-Hotels, and Campsites (HC-HCs) Horry County, S.C., USA

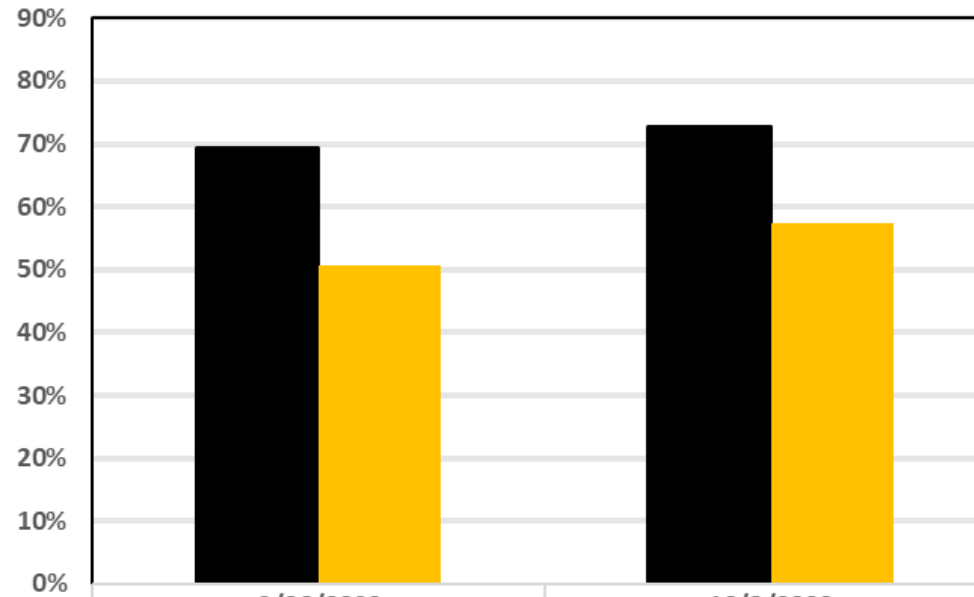


Week Ending	8/22/2020	8/29/2020	9/5/2020	9/12/2020	9/19/2020	9/26/2020
HC-HC APO this year	52.1%	49.3%	52.6%	67.2%	61.5%	62.6%
HC-HC APO last year	79.6%	73.2%	23.5%	58.6%	68.3%	67.7%



Clay Brittain Jr. Center for Resort Tourism  
Damonte, L.T.

**Average Percent of Vacation Properties Reserved  
Four Days in Advance of the Date of Arrival  
Horry and Georgetown Counties, S.C., U.S.A.**



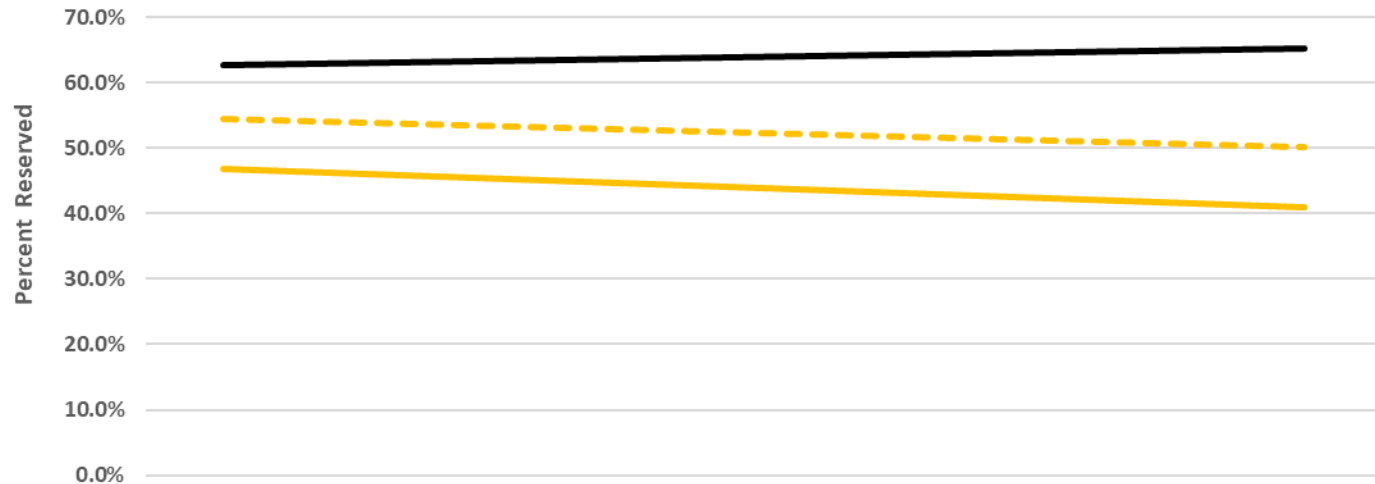
■ Percent of units reserved four days in advance this year	0.694517	0.728533
■ Percent of units reserved four days in advance last year	0.506059	0.572826

Date of Arrival



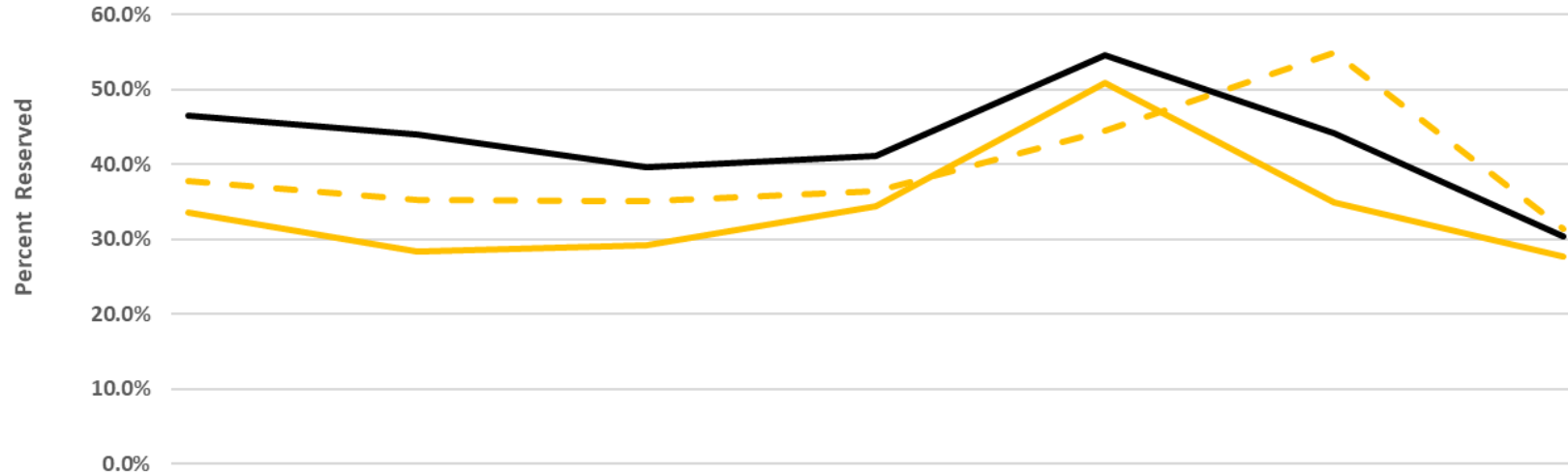
Clay Brittain Jr. Center for Resort Tourism  
Damonte, L.T.

### Average Percent Weekly Vacation Properties Reserved Horry and Georgetown Counties, S.C., USA



Clay Brittain Jr. Center for Resort Tourism  
Damonte, L.T.

### Average Percent Weekly Vacation Properties Reserved Horry and Georgetown Counties, S.C., USA



Date of Arrival	10/24/2020	10/31/2020	11/7/2020	11/14/2020	11/21/2020	11/28/2020	12/5/2020
Reserved four weeks in advance of arrival last year	33.6%	28.3%	29.2%	34.4%	50.8%	35.0%	27.7%
Currently reserved	46.5%	43.9%	39.6%	41.1%	54.5%	44.1%	30.4%
Reserved four days in advance of arrival date last year	37.8%	35.3%	35.1%	36.5%	44.5%	54.8%	31.4%



Clay Brittain Jr. Center for Resort Tourism  
Damonte, L.T.