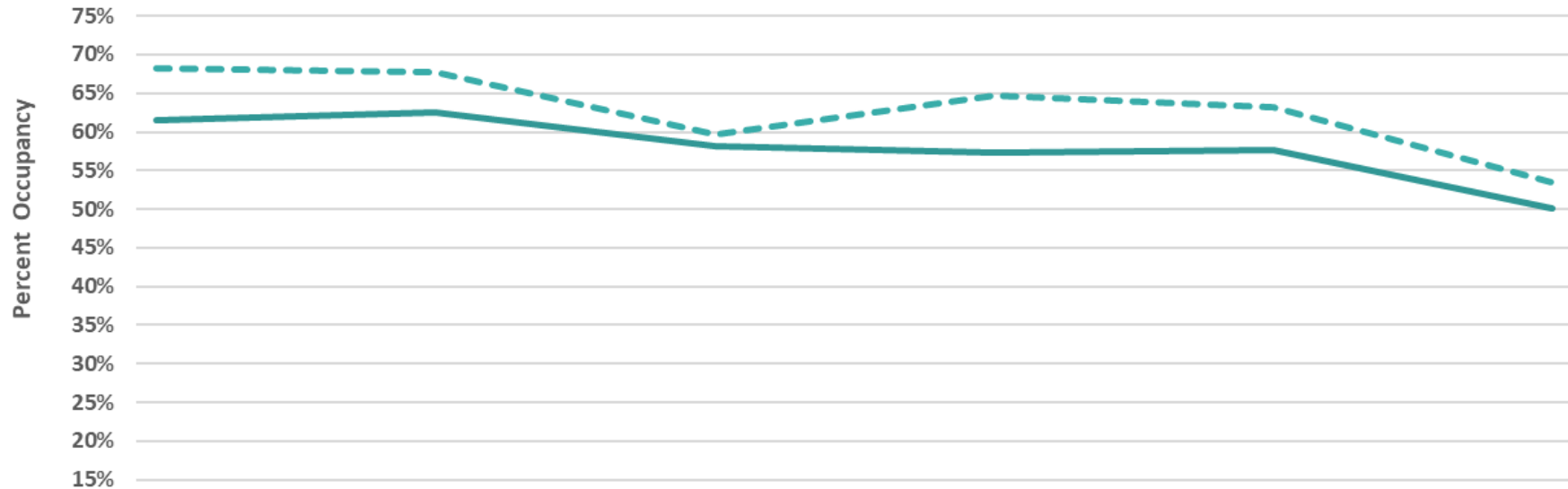


**Average Percent Occupancy in
Nightly Rented Hotels, Condo-Hotels, and Campsites (HC-HCs)
Horry County, S.C., USA**

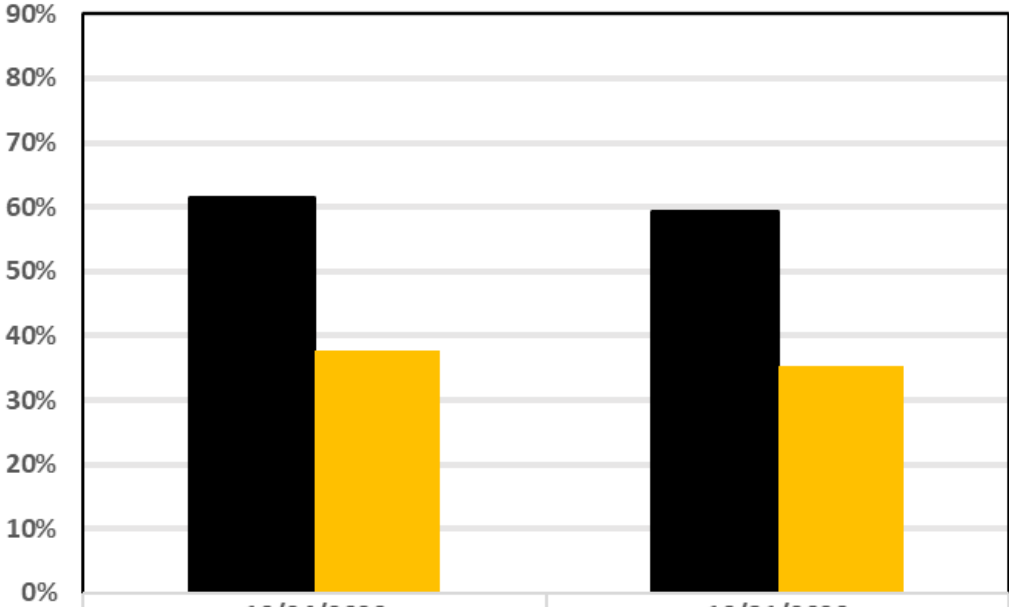


Week Ending	9/19/2020	9/26/2020	10/3/2020	10/10/2020	10/17/2020	10/24/2020
HC-HC APO this year	61.5%	62.6%	58.1%	57.3%	57.7%	50.0%
HC-HC APO last year	68.3%	67.7%	59.7%	64.7%	63.3%	53.5%



Clay Brittain Jr. Center for Resort Tourism
Damonte, L.T.

**Average Percent of Vacation Properties Reserved
Four Days in Advance of the Date of Arrival
Horry and Georgetown Counties, S.C., U.S.A.**

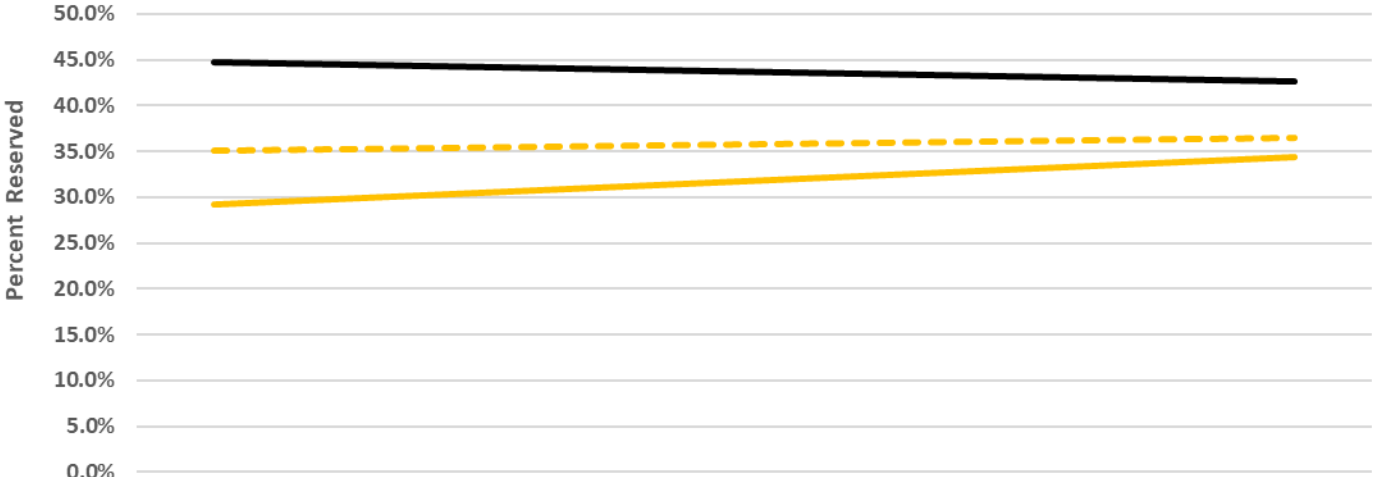


	10/24/2020	10/31/2020	Date of Arrival
■ Percent of units reserved four days in advance this year	0.615476	0.593808	
■ Percent of units reserved four days in advance last year	0.377926	0.352992	



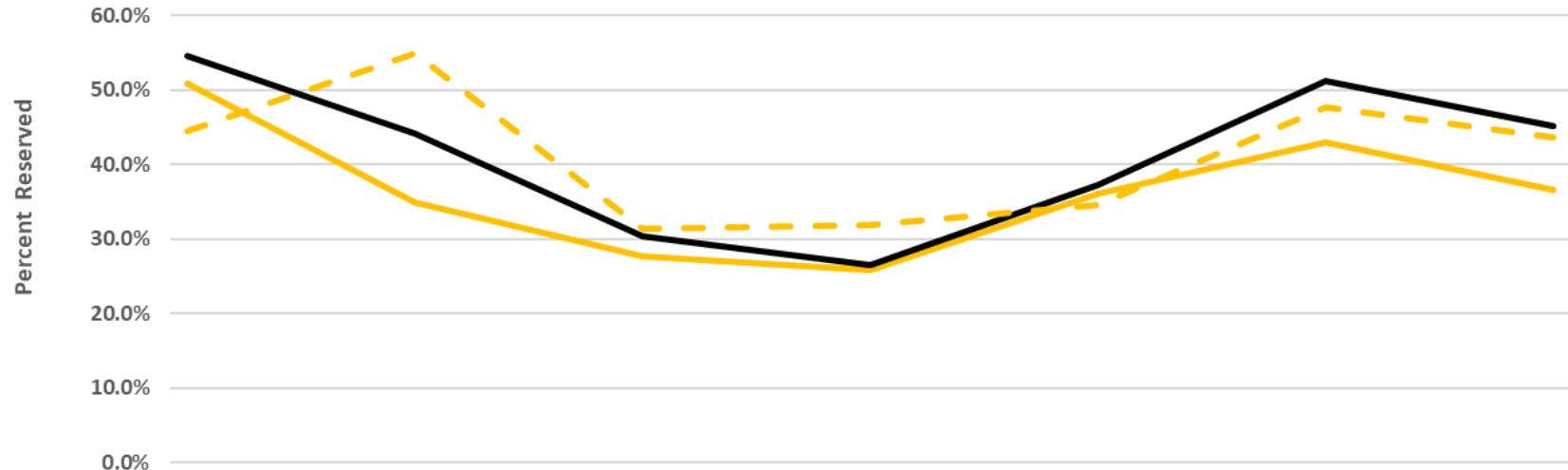
Clay Brittain Jr. Center for Resort Tourism
Damonte, L.T.

Average Percent Weekly Vacation Properties Reserved Horry and Georgetown Counties, S.C., USA



Clay Brittain Jr. Center for Resort Tourism
Damonte, L.T.

Average Percent Weekly Vacation Properties Reserved Horry and Georgetown Counties, S.C., USA



Date of Arrival	11/21/2020	11/28/2020	12/5/2020	12/12/2020	12/19/2020	12/26/2020	1/2/2021
Reserved four weeks in advance of arrival last year	50.8%	35.0%	27.7%	25.9%	36.1%	43.0%	36.6%
Currently reserved	54.5%	44.1%	30.4%	26.5%	37.3%	51.2%	45.2%
Reserved four days in advance of arrival date last year	44.5%	54.8%	31.4%	31.9%	34.6%	47.7%	43.6%



Clay Brittain Jr. Center for Resort Tourism
Damonte, L.T.